



# Profile Portfolio

---

[hermpac.co.nz](http://hermpac.co.nz)

# Natural Timber Design Solutions

---



CodeMark

Declare.



The mark of  
responsible forestry



PEFC/01-31-237



# Premium timbers that don't cost the earth.

Verified and backed with third party  
certification.

# Contents

---

<b>Vertical Cladding</b>	<b>1</b>
<b>Vertical Cladding - Random width &amp; depth</b>	<b>7</b>
<b>Board &amp; Batten Cladding</b>	<b>11</b>
<b>Horizontal Cladding</b>	<b>15</b>
<b>Horizontal Cladding - Random width &amp; depth</b>	<b>21</b>
<b>Mouldings / Smart Corners <sup>TM</sup></b>	<b>25</b>
<b>Fascia</b>	<b>29</b>
<b>Accessories / Services</b>	<b>31</b>
<b>Panelling / Sarking / Soffit Lining</b>	<b>35</b>
<b>Panelling / Sarking / Soffit Lining - Random width &amp; depth</b>	<b>41</b>
<b>Boards / Battens / Screens</b>	<b>43</b>
<b>Posts &amp; Beams</b>	<b>46</b>
<b>Decking</b>	<b>47</b>
<b>Flooring</b>	<b>53</b>

**Disclaimer:** All advice provided by Herman Pacific Limited is provided as a guide only and should not be relied upon. Unless otherwise expressly agreed in writing, Herman Pacific Limited does not warrant the accuracy of any information provided and shall not be liable in any circumstances to the person who receives that information, whether any claimed damage is direct, indirect, special, punitive or consequential. All persons receiving information from Herman Pacific Limited should rely on their own judgement and get any independent advice they consider necessary. Hermpac is the trading name of Herman Pacific Limited.


---

# Vertical Cladding

---

# Species

## Vertical Cladding




Western Red Cedar  
PC1



Accoya  
A1




Accoya Grey  
A1




Yellow Cedar  
PC1




Kanda  
S&B




Western Red Cedar  
PremSelect




CedarOne  
Evolve




CedarLine  
Evolve




CedarOne  
Connect



CedarLine  
Connect



Yellow CedarOne  
Evolve



Yellow CedarLine  
Evolve

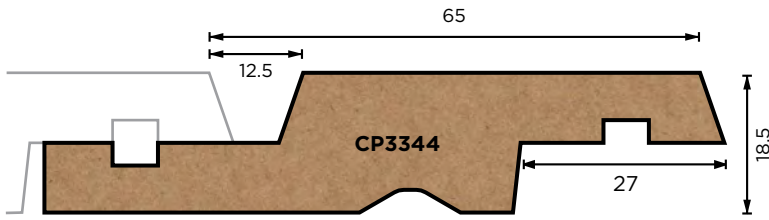


CedarOne  
Mantle  
(Supplied  
Pre-Primed &  
Undercoated)

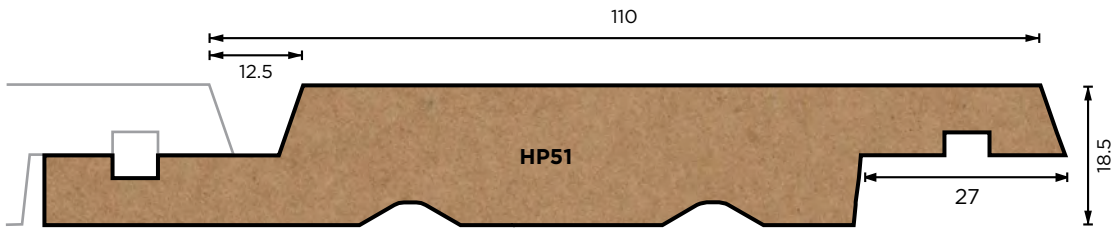


CedarLine  
Mantle  
(Supplied  
Pre-Primed &  
Undercoated)


**Note:** Not all profiles are available in all timber species and grades. For up to date profile and specie combinations visit [hermpac.co.nz](http://hermpac.co.nz), alternatively contact your local Hermpac branch for product availability.



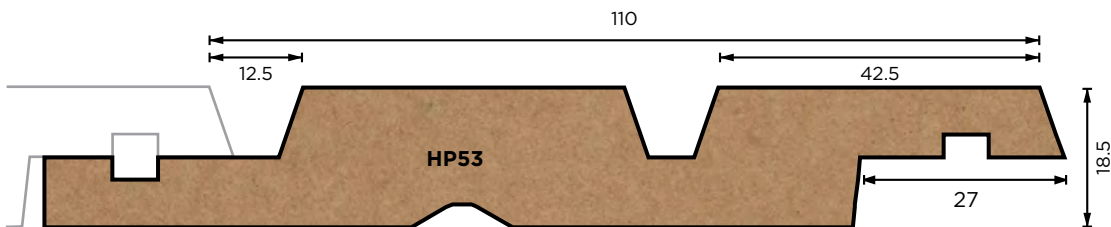
CP3344 Vertical Shiplap



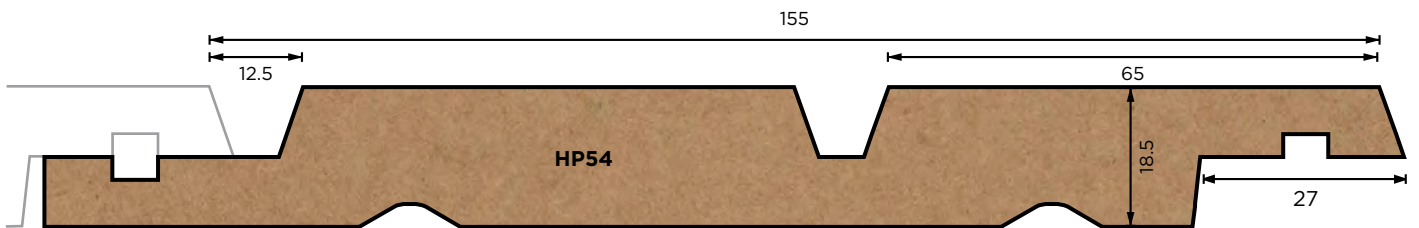
HP51 Vertical Shiplap



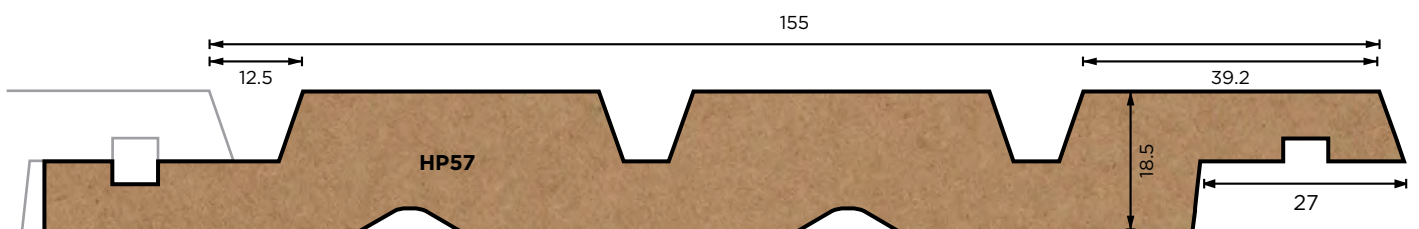
HP52 Vertical Shiplap



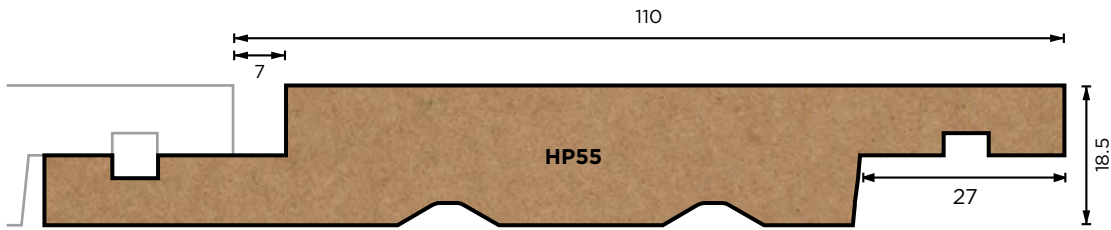
HP53 Vertical Shiplap



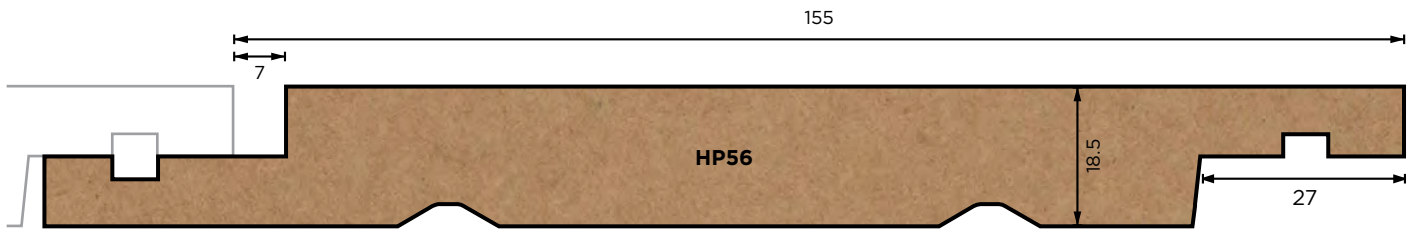
HP54 Vertical Shiplap



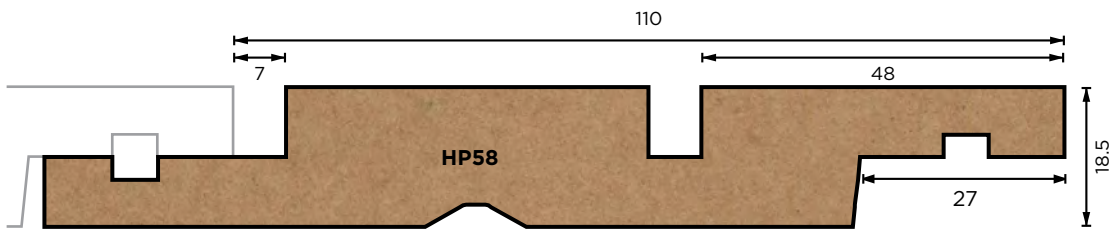
HP57 Vertical Shiplap



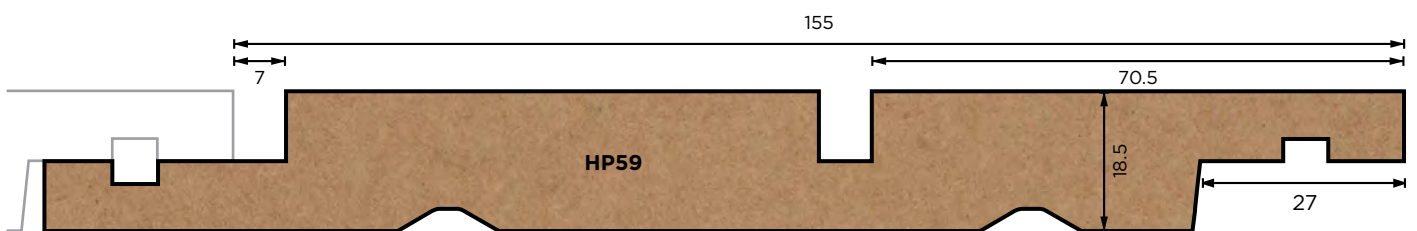
HP55 Vertical Shiplap (complements CP3360, CP3356, CP3352 panellings)



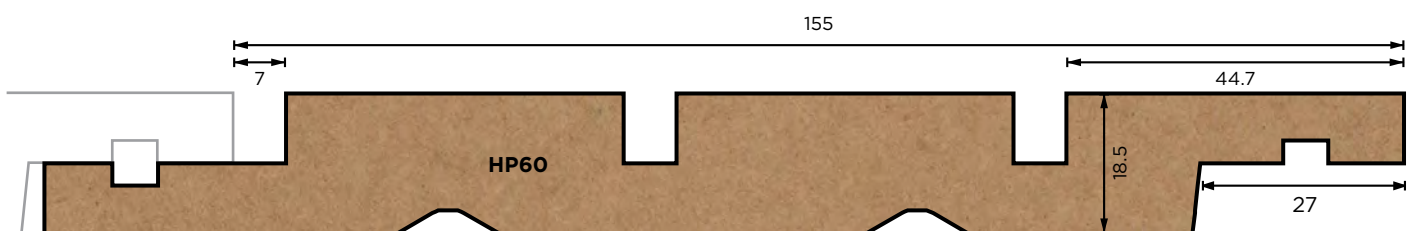
HP56 Vertical Shiplap (complements CP3362 panelling)



HP58 Vertical Shiplap (complements CP3392 panelling)

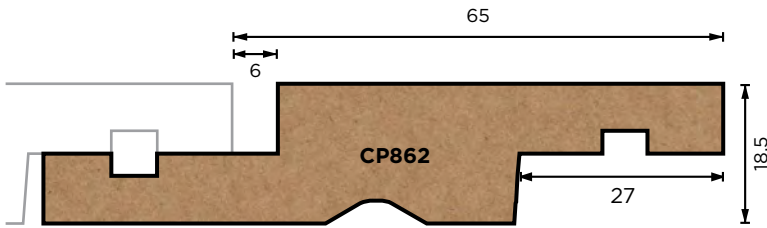


HP59 Vertical Shiplap (complements CP3395 panelling)

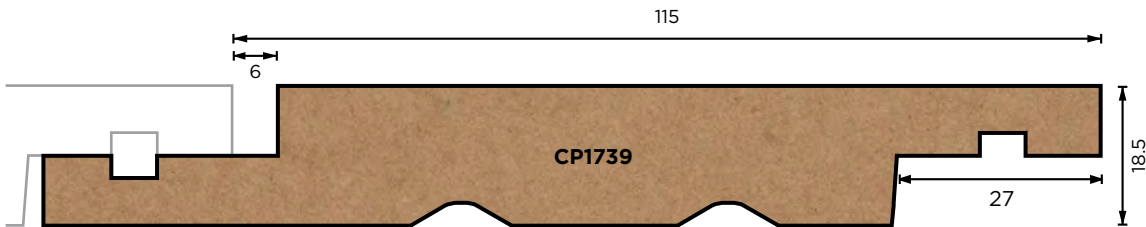


HP60 Vertical Shiplap

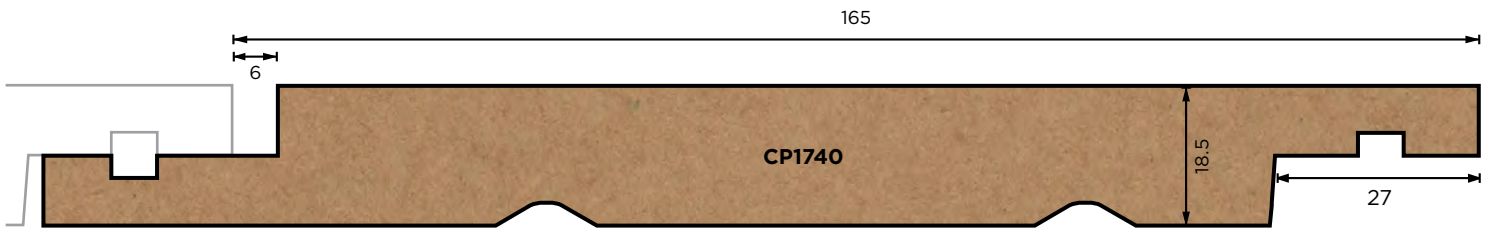




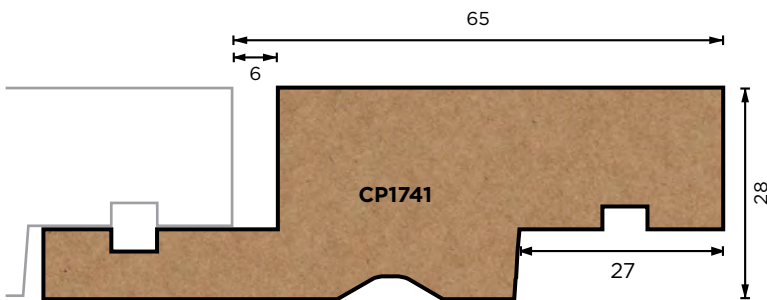
CP862 Vertical Shiplap (complements CP3401 panelling)



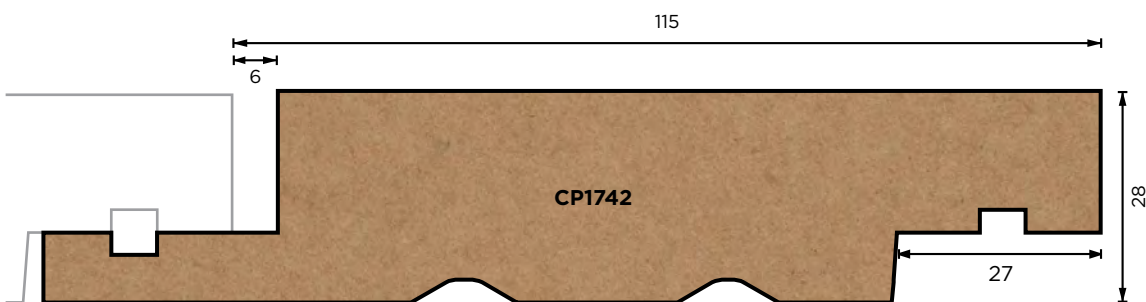
CP1739 Vertical Shiplap (complements CP3403, CP3665, CP4286 panellings)




CP1740 Vertical Shiplap



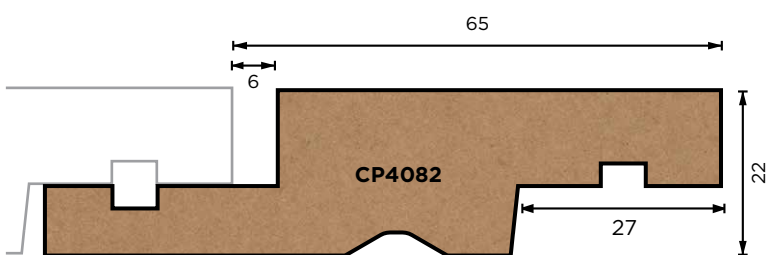
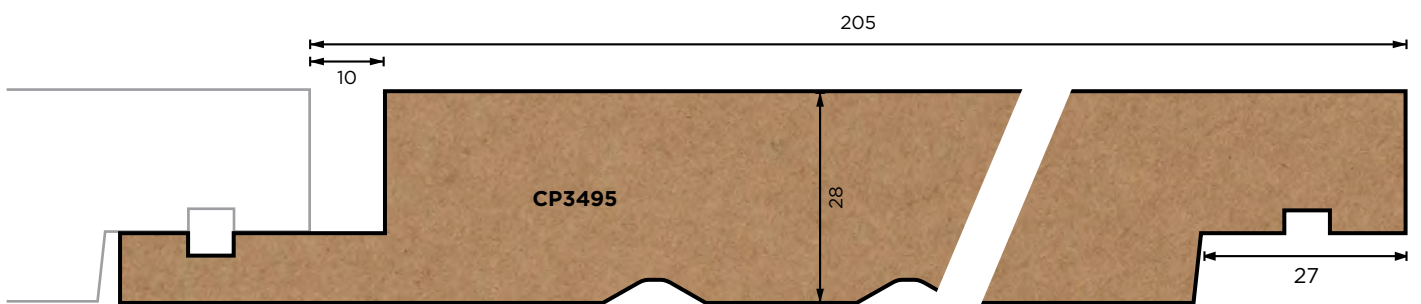

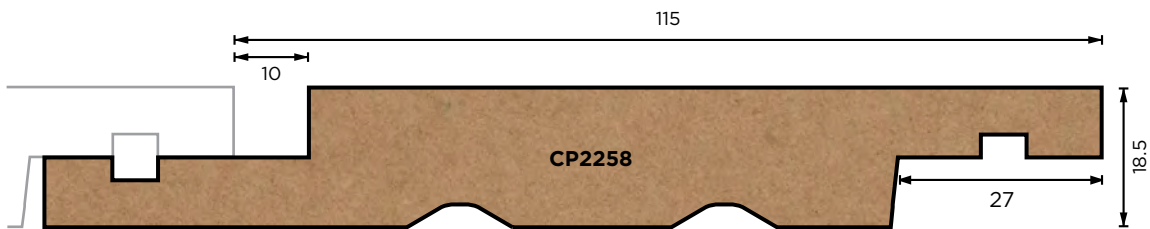
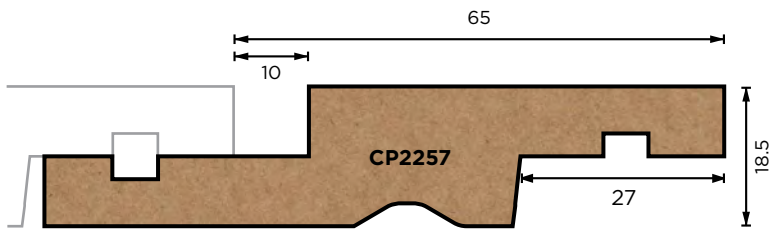
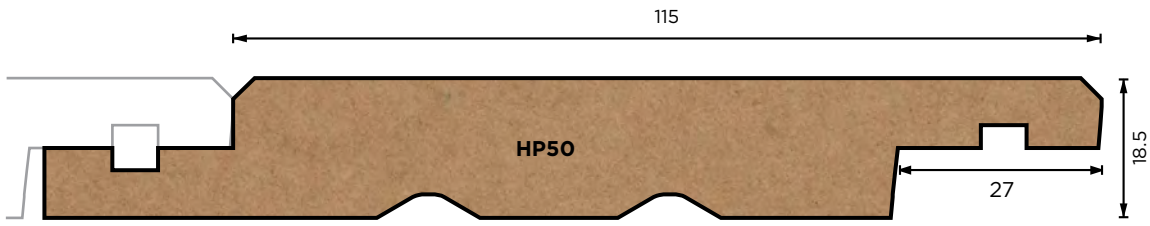
CP1741 Vertical Shiplap

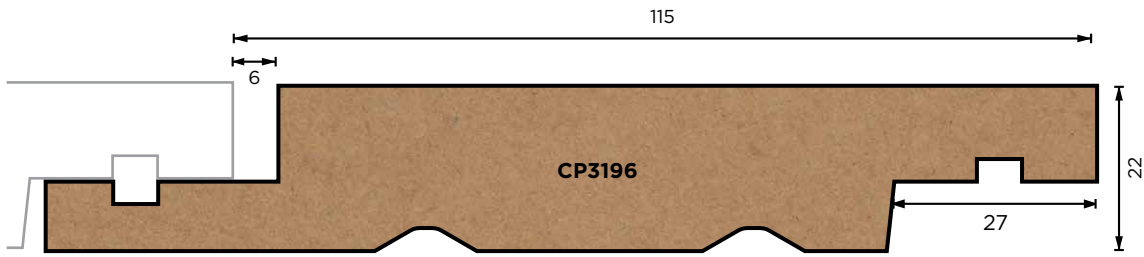


CP1742 Vertical Shiplap

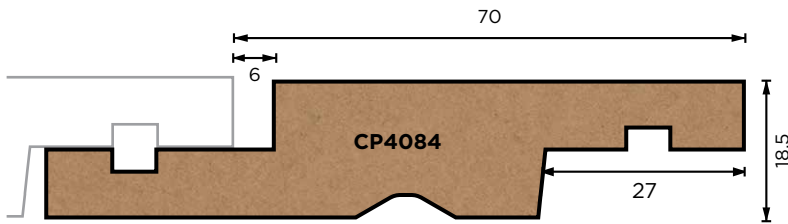


CP1743 Vertical Shiplap

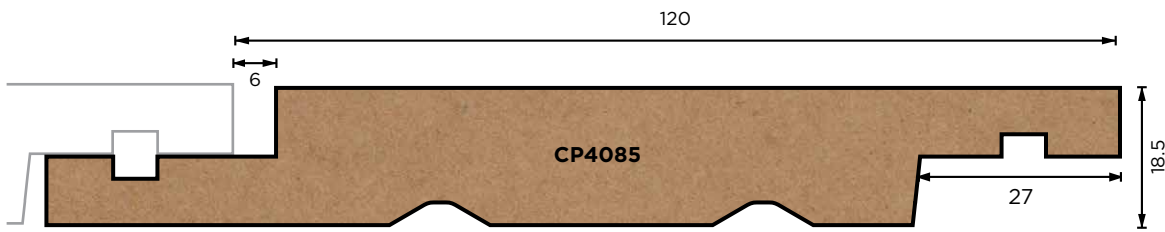





CP3196 Vertical Shiplap




CP4084 Vertical Shiplap



CP4085 Vertical Shiplap



CP4086 Vertical Shiplap



CP4087 Vertical Shiplap



CP4088 Vertical Shiplap



---


# Vertical Cladding

—  
Random  
width & depth

---

# Species

Vertical Cladding  
Random width & depth




Western  
Red Cedar  
PC1




Accoya  
A1




Accoya Grey  
A1




Yellow Cedar  
PC1




Western  
Red Cedar  
PremSelect




CedarOne  
Evolve




CedarLine  
Evolve




CedarOne  
Connect



CedarLine  
Connect



Yellow  
CedarOne  
Evolve




Yellow  
CedarLine  
Evolve

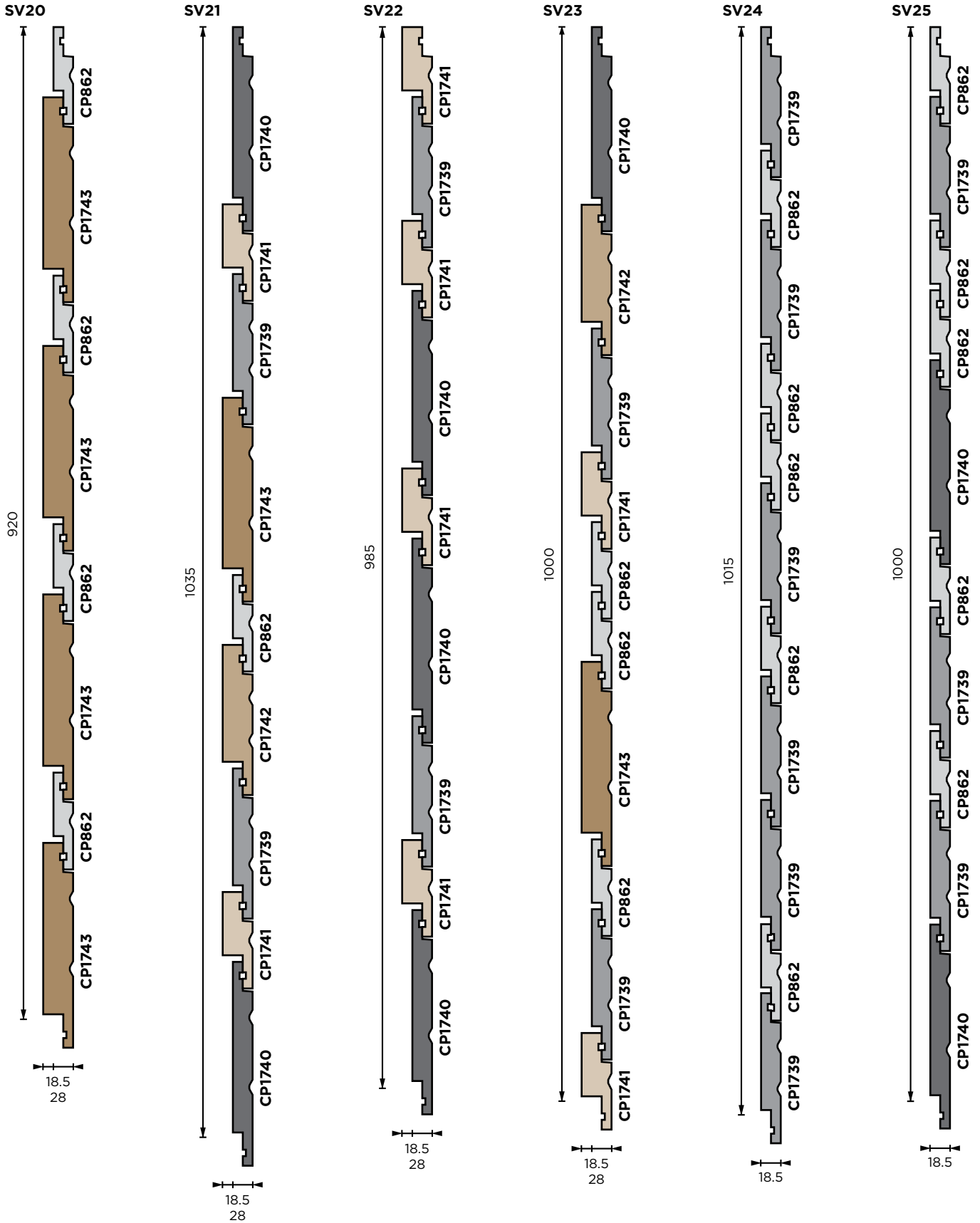


CedarOne  
Mantle  
(Supplied  
Pre-Primed &  
Undercoated)



CedarLine  
Mantle  
(Supplied  
Pre-Primed &  
Undercoated)





					
CP862	CP1739	CP1740	CP1741	CP1742	CP1743




---

# Board & Batten Cladding

---

# Species

## Board & Batten Cladding




Western  
Red Cedar  
PC1



Accoya  
A1




Accoya Grey  
A1




Yellow Cedar  
PC1




Kanda  
S&B




Western Red  
Cedar  
PremSelect




CedarOne  
Evolve




CedarLine  
Evolve




CedarOne  
Connect



CedarLine  
Connect



Yellow  
CedarOne  
Evolve



Yellow  
CedarLine  
Evolve

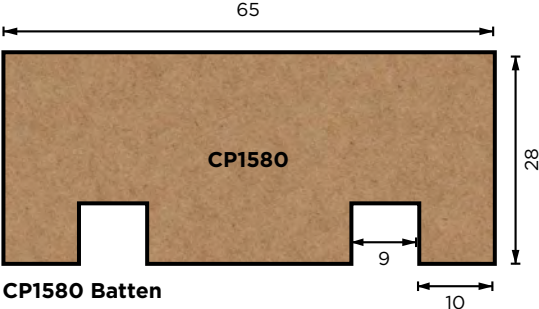
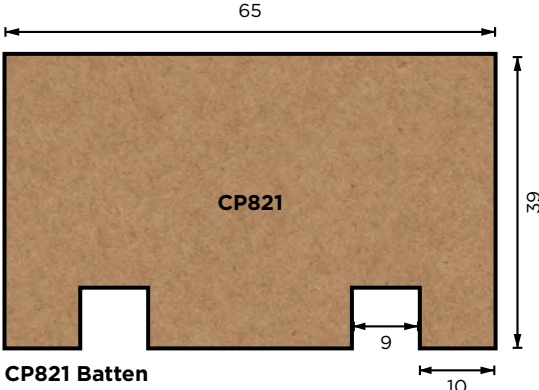
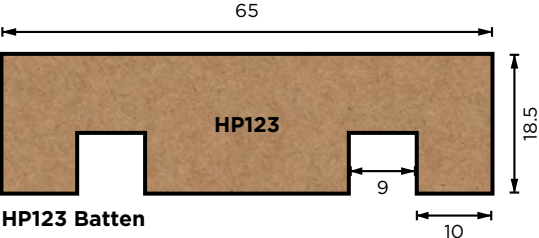


CedarOne  
Mantle  
(Supplied  
Pre-Primed &  
Undercoated)

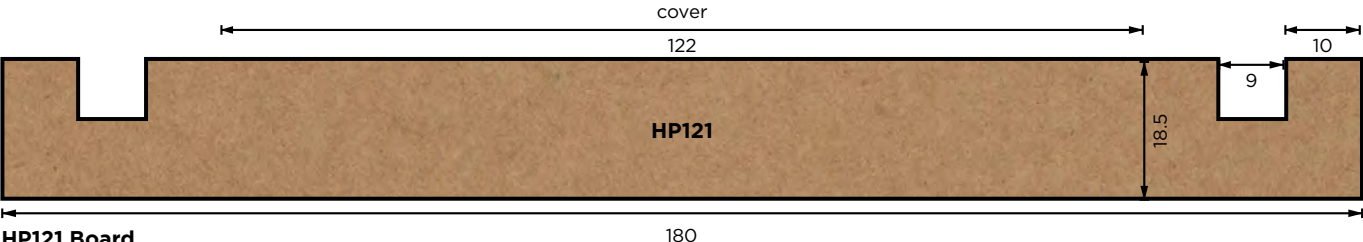
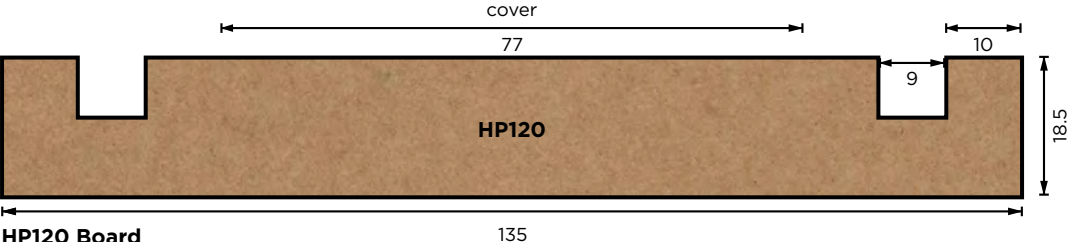
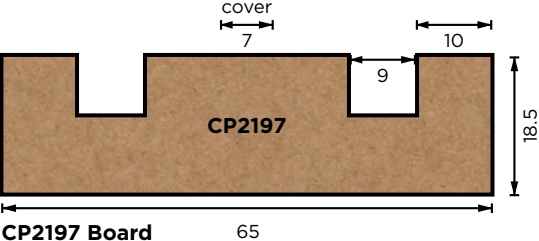


CedarLine  
Mantle  
(Supplied  
Pre-Primed &  
Undercoated)

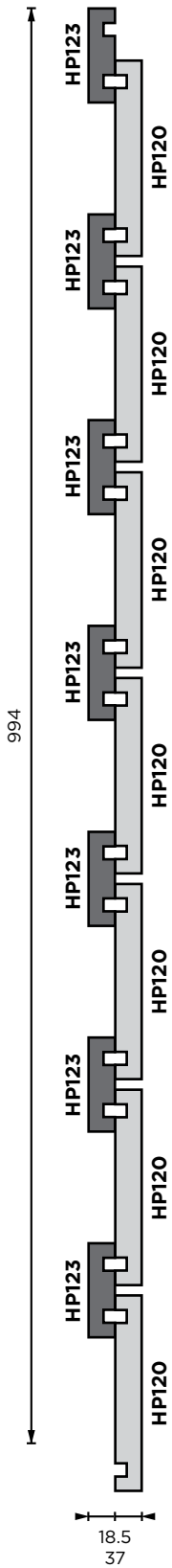
## Batten



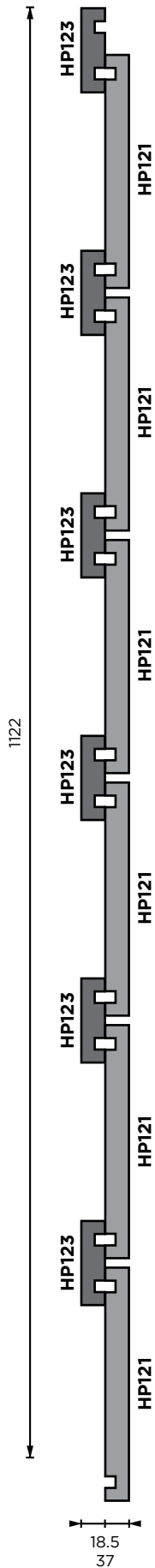
## Board



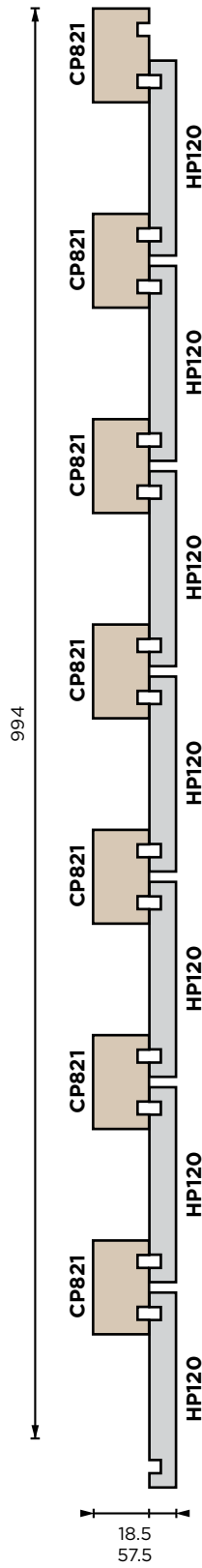
BB10



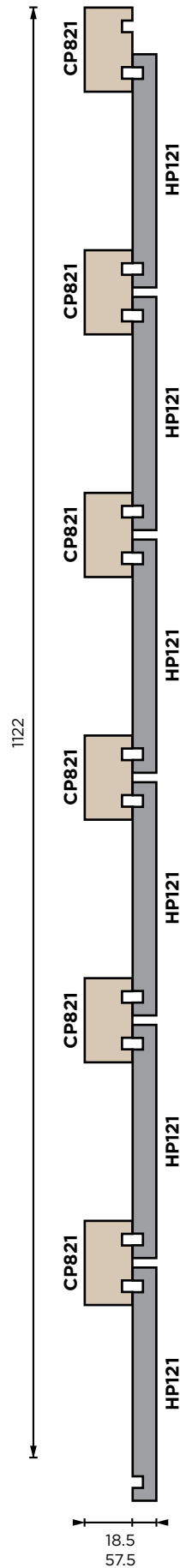
BB11



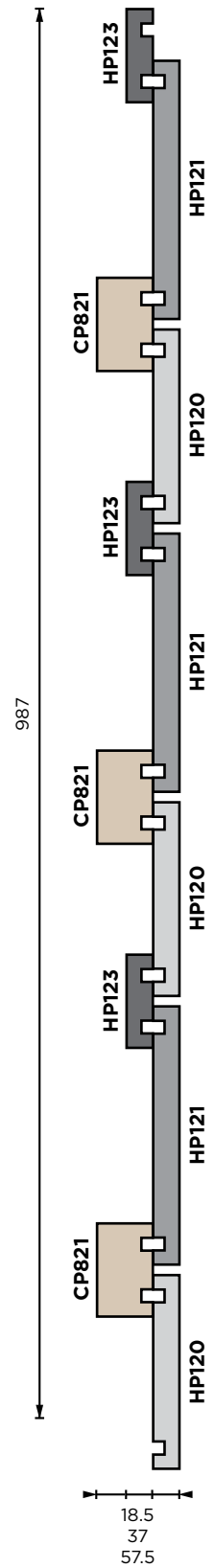
BB12



BB13



BB14



- HP120
- HP121
- HP123
- CP821


---

# Horizontal Cladding

---

# Species


## Horizontal Cladding



Western Red Cedar  
PC1




Accoya  
A1




Accoya Grey  
A1




Yellow Cedar  
PC1




Kanda  
S&B




Western Red Cedar  
PremSelect




CedarOne  
Evolve




CedarLine  
Evolve




CedarOne  
Connect



CedarLine  
Connect



Yellow CedarOne  
Evolve



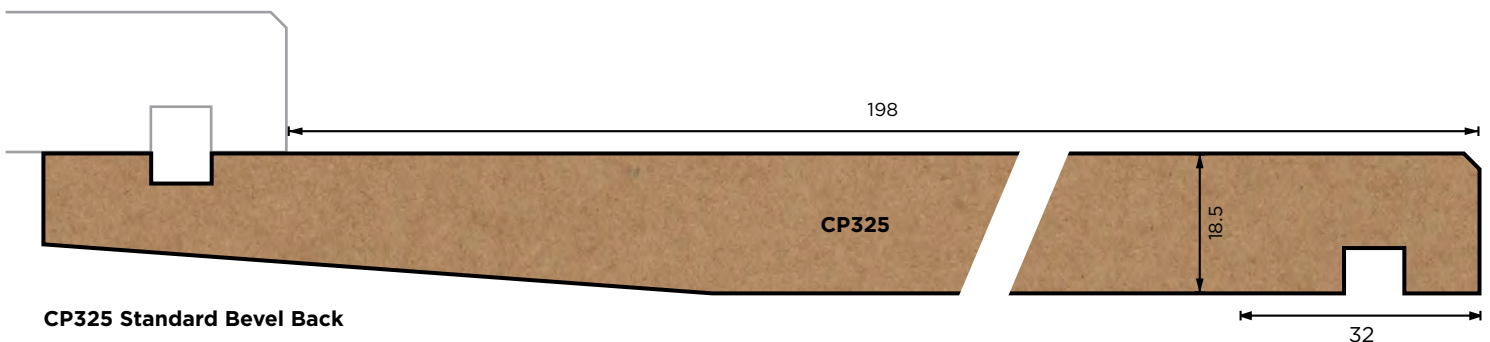
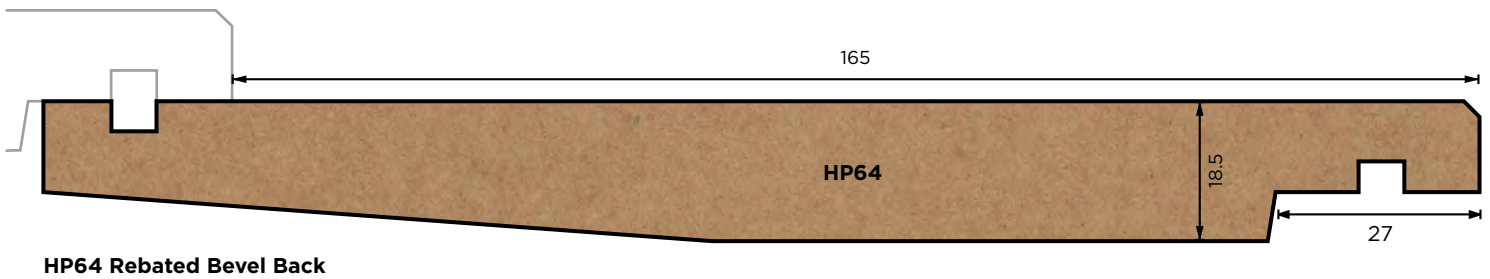
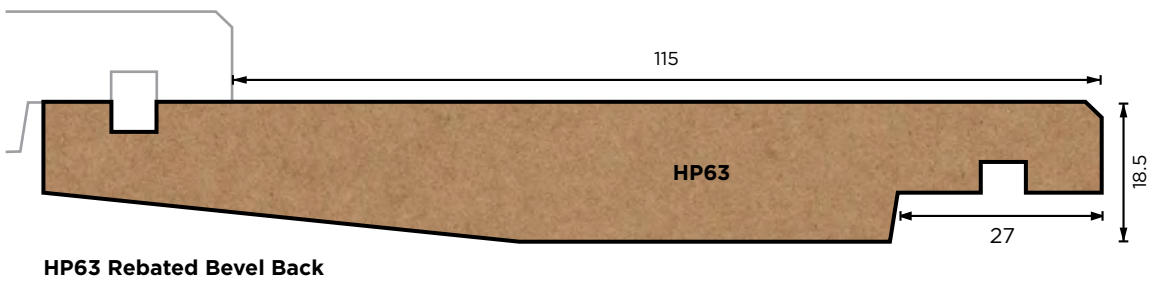
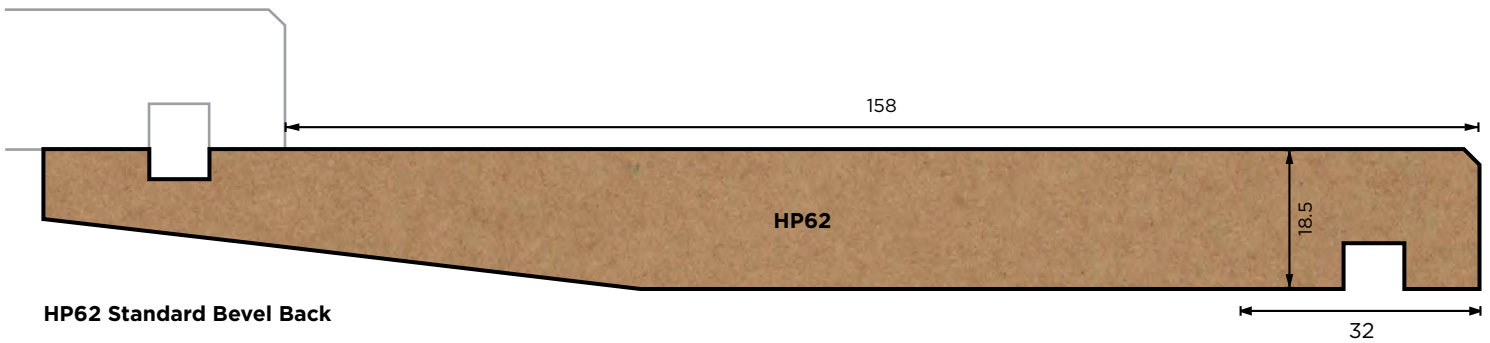
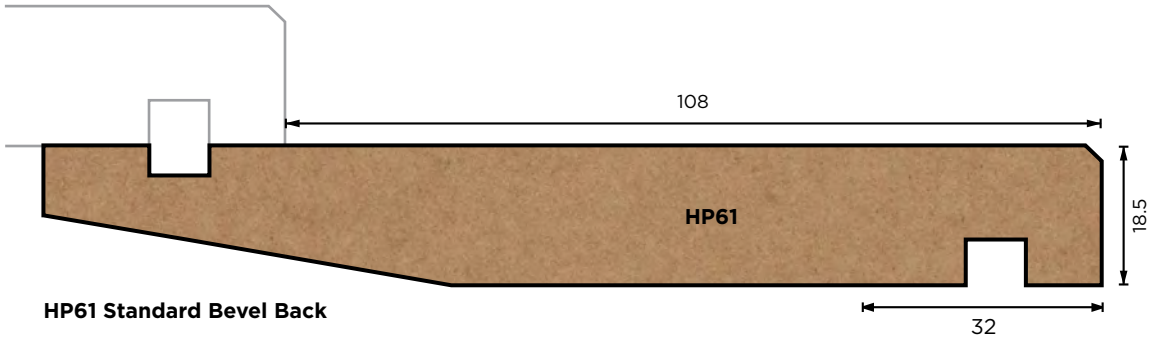
Yellow CedarLine  
Evolve

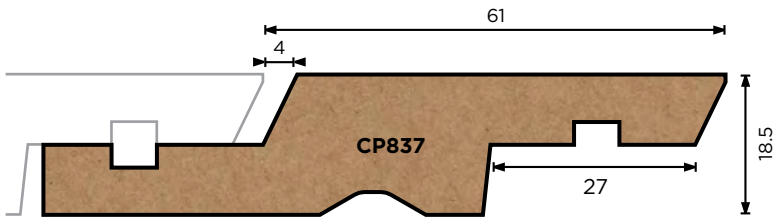


CedarOne  
Mantle  
(Supplied  
Pre-Primed &  
Undercoated)

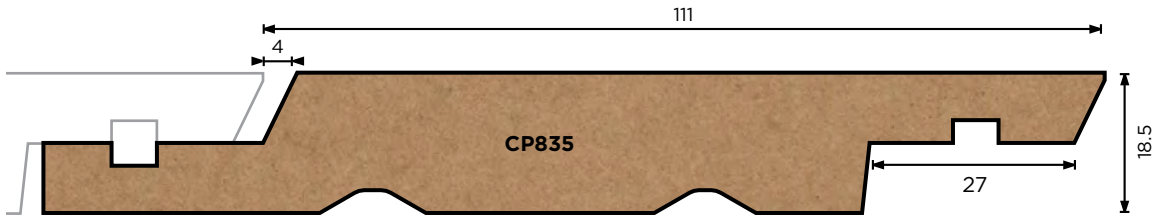


CedarLine  
Mantle  
(Supplied  
Pre-Primed &  
Undercoated)






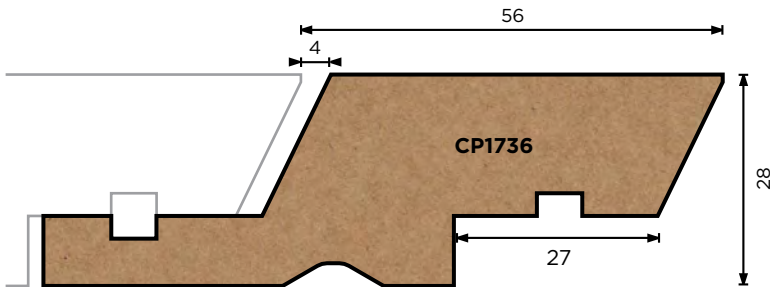
CP837 Rusticated



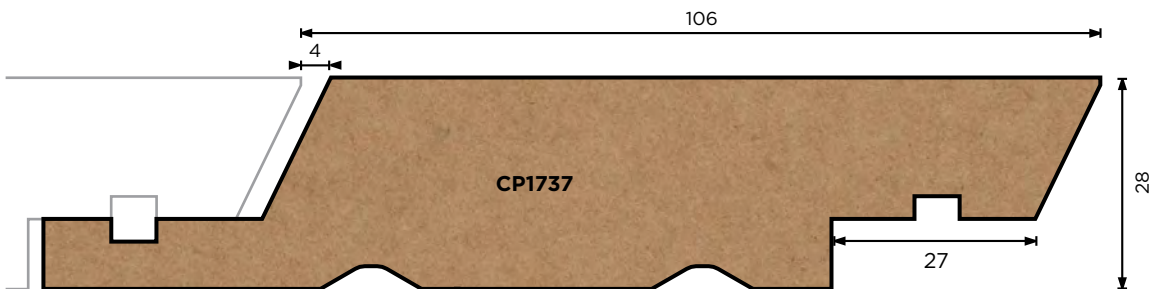
CP835 Rusticated




CP836 Rusticated



CP1736 Rusticated

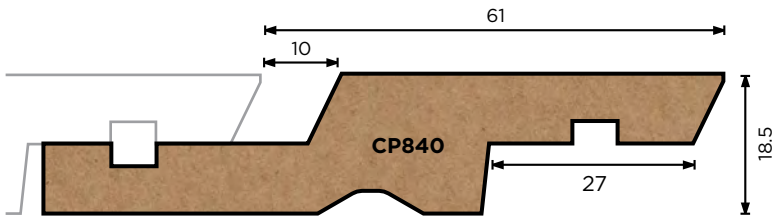


CP1737 Rusticated



CP1738 Rusticated

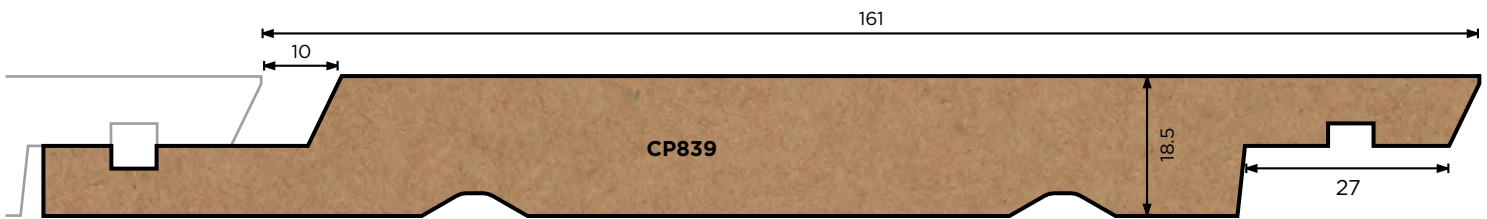





CP840 Rusticated




CP838 Rusticated



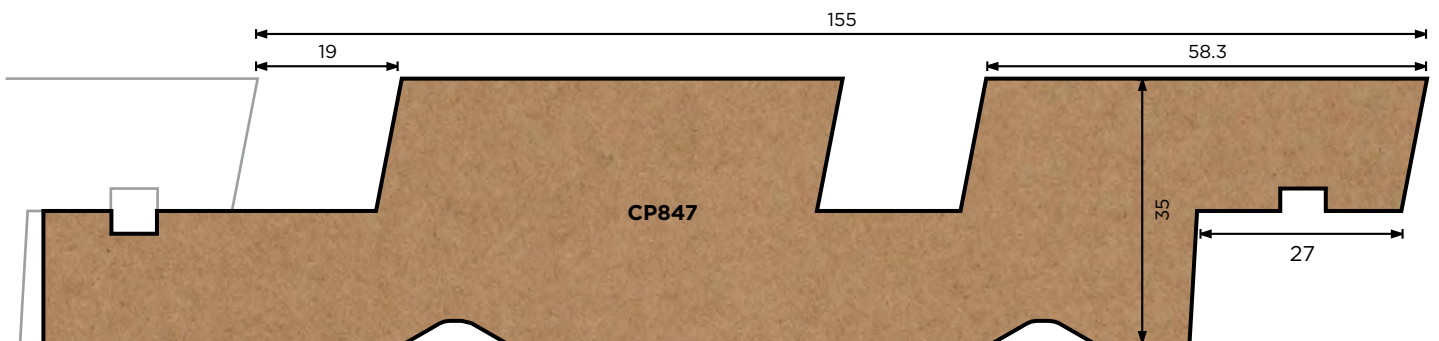
CP839 Rusticated



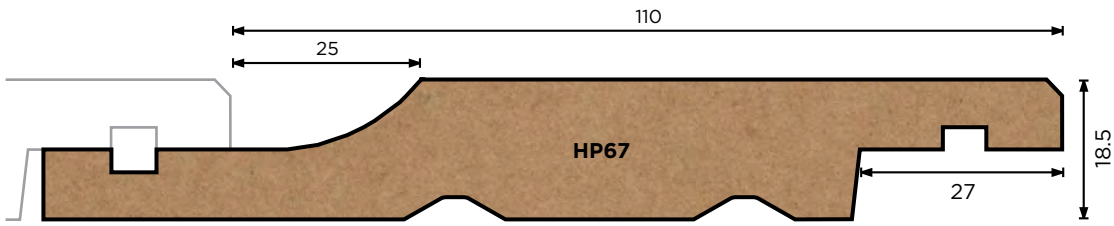
CP656 Rusticated



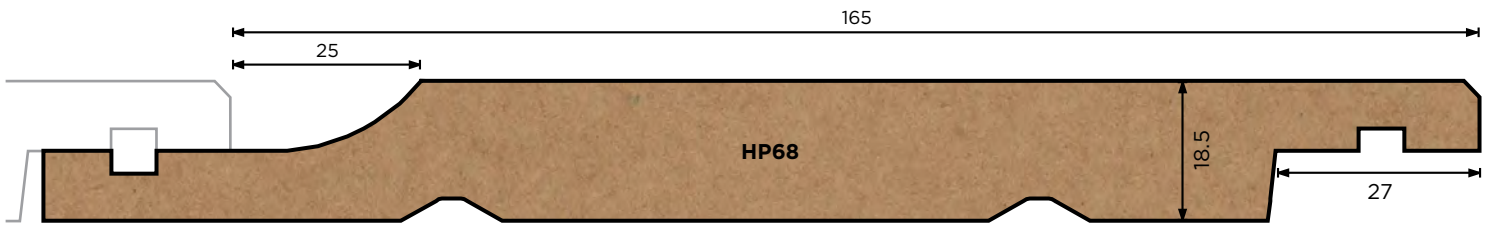
CP2614 Rusticated



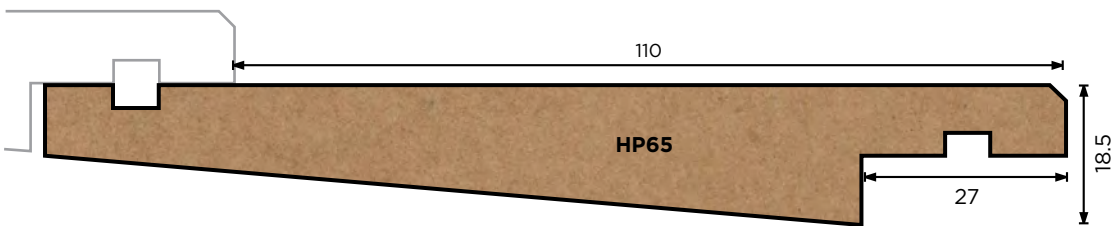
CP847 Rusticated



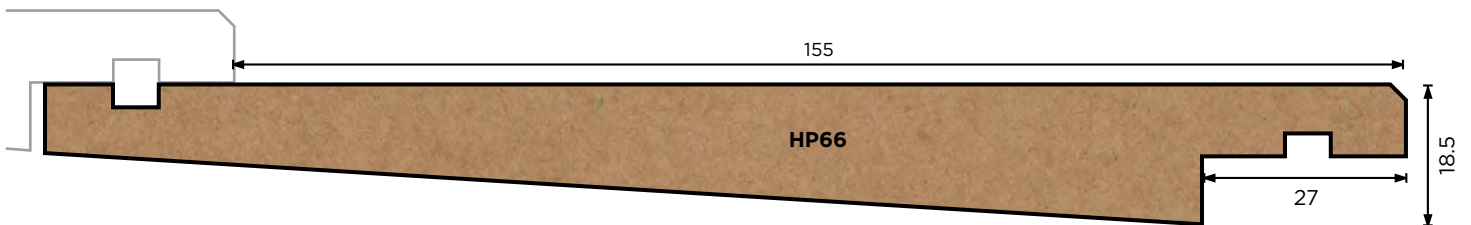
HP67 Rusticated



HP68 Rusticated



HP65 Splaycut



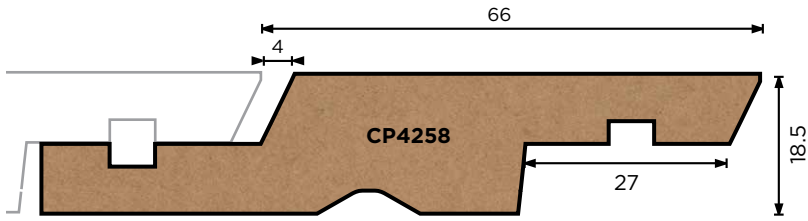
HP66 Splaycut



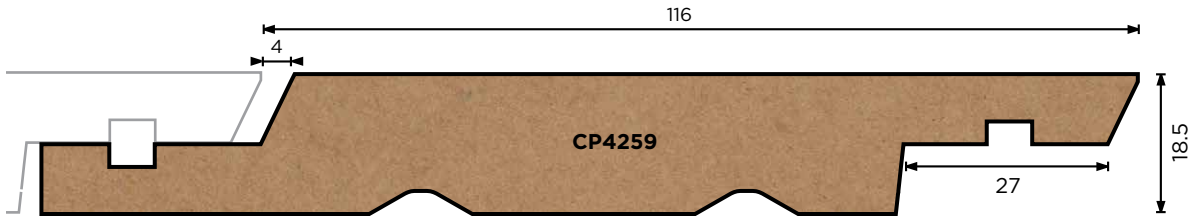
HP65MS Multi-Splaycut Quarter-Sawn (Bandsawn face only)



HP66MS Multi-Splaycut Quarter-Sawn (Bandsawn face only)



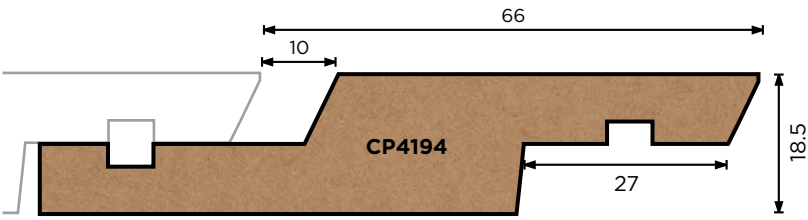
CP4258 Rusticated



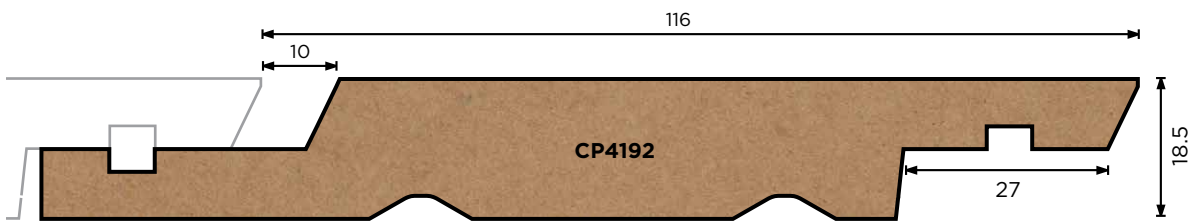
CP4259 Rusticated




CP4260 Rusticated



CP4194 Rusticated



CP4192 Rusticated



CP4382 Rusticated



---


# Horizontal Cladding

—  
Random  
width & depth

---

# Species

Horizontal Cladding  
Random width & depth



Western Red Cedar  
PC1




Accoya  
A1




Accoya Grey  
A1




Yellow Cedar  
PC1




Western Red Cedar  
PremSelect




CedarOne  
Evolve




CedarLine  
Evolve




CedarOne  
Connect



CedarLine  
Connect



Yellow CedarOne  
Evolve



Yellow CedarLine  
Evolve



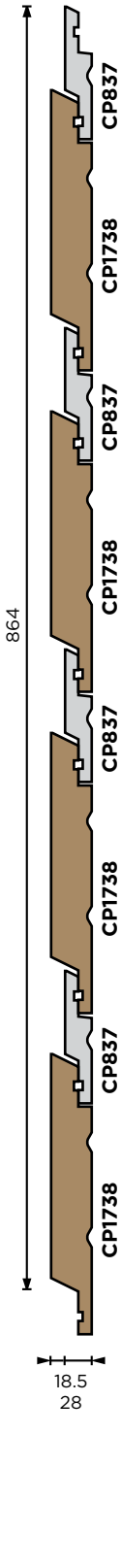
CedarOne  
Mantle  
(Supplied  
Pre-Primed &  
Undercoated)



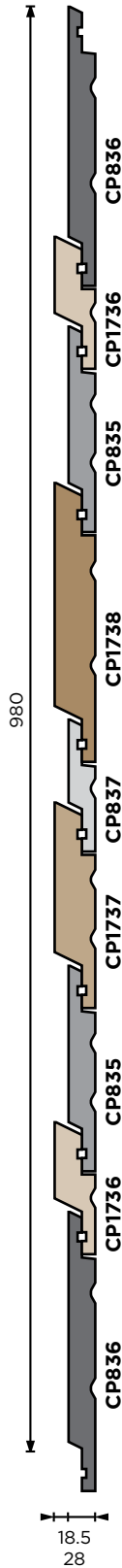
CedarLine  
Mantle  
(Supplied  
Pre-Primed &  
Undercoated)



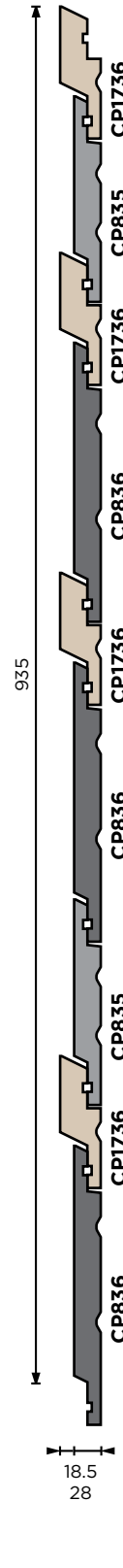
SH20



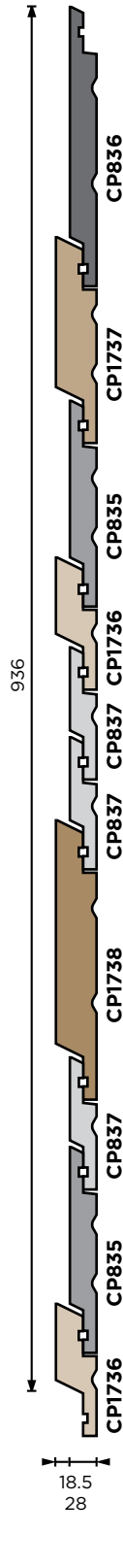
SH21



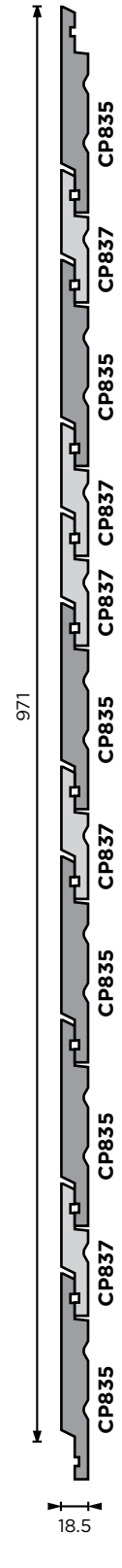
SH22



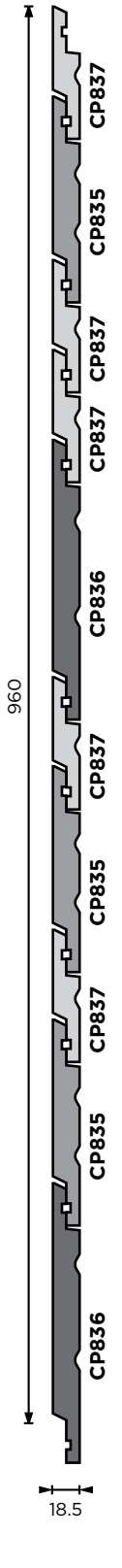
SH23



SH24



SH25



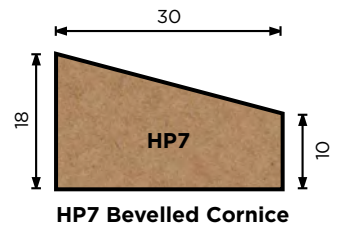
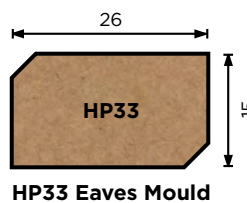
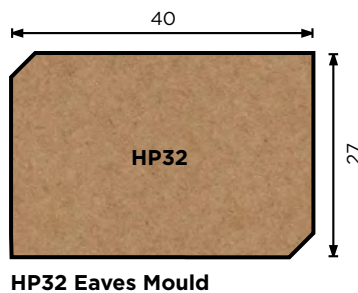
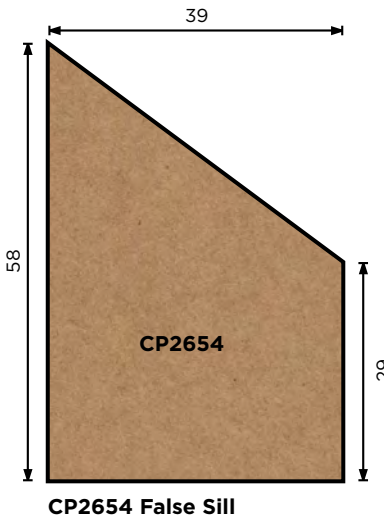
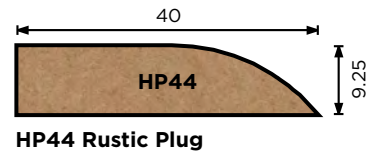
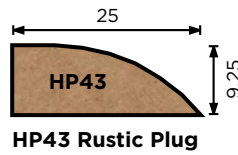
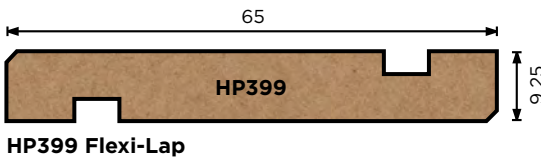
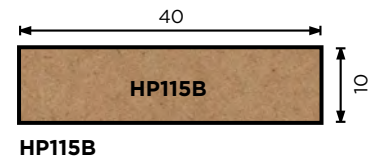
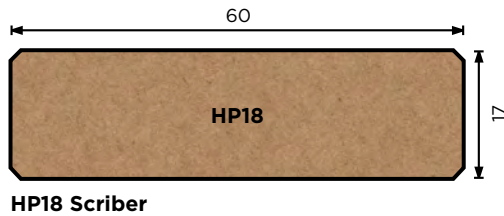
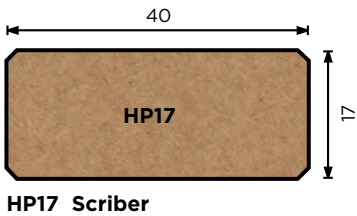
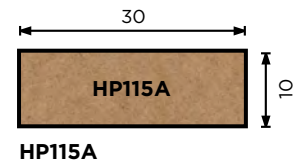
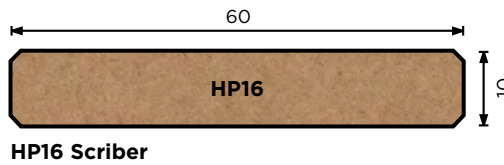
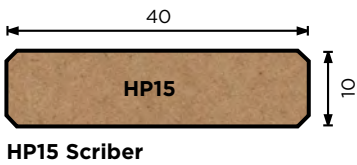
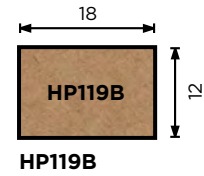
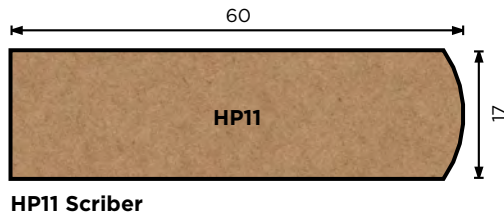
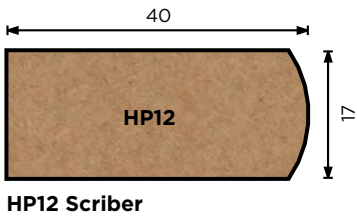
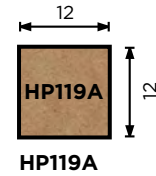
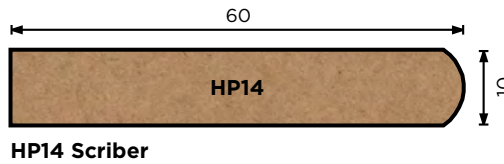
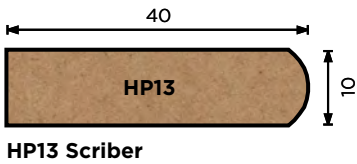
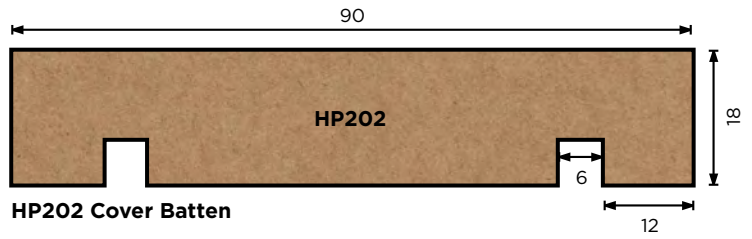
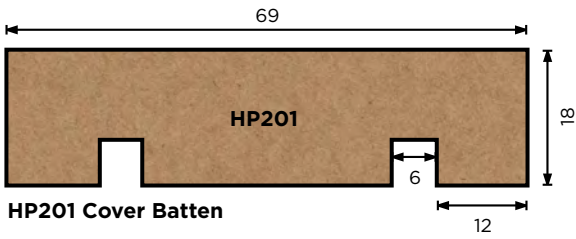
CP837
  CP835
  CP836
  CP1736
  CP1737
  CP1738



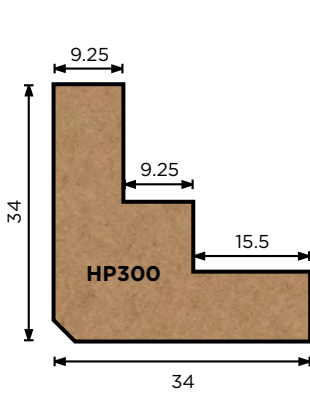
---

# Mouldings / Smart Corners™

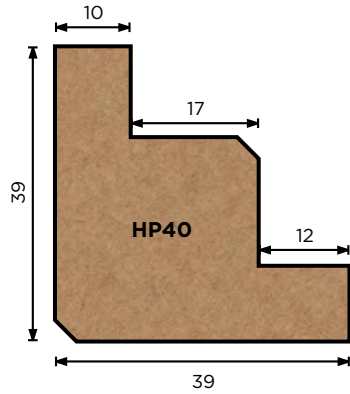
# Mouldings / Smart Corners™



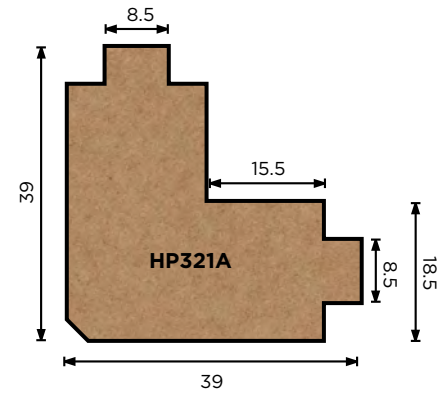
# Mouldings / Smart Corners™



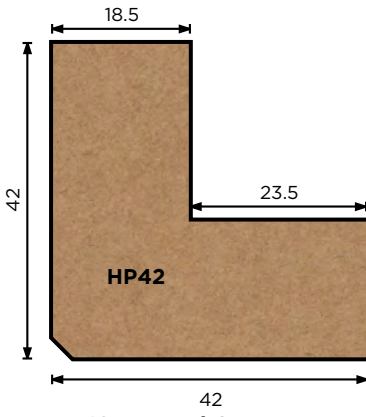
**HP300 External Corner**



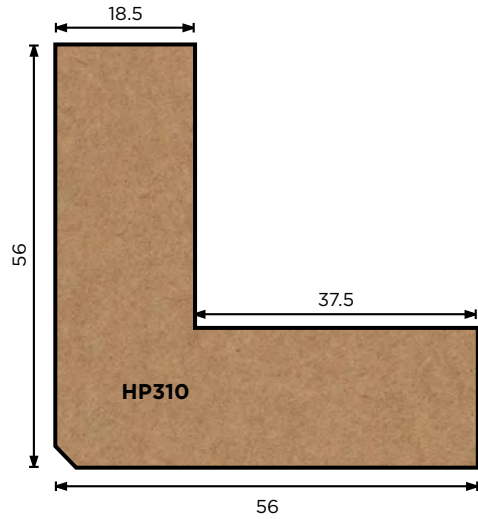
**HP40 External Corner**



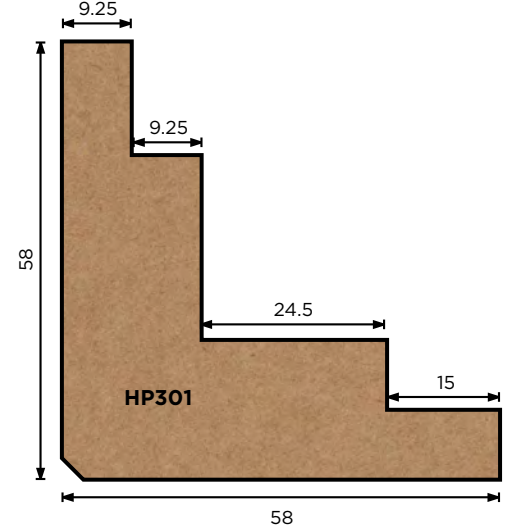
**HP321A External Corner**



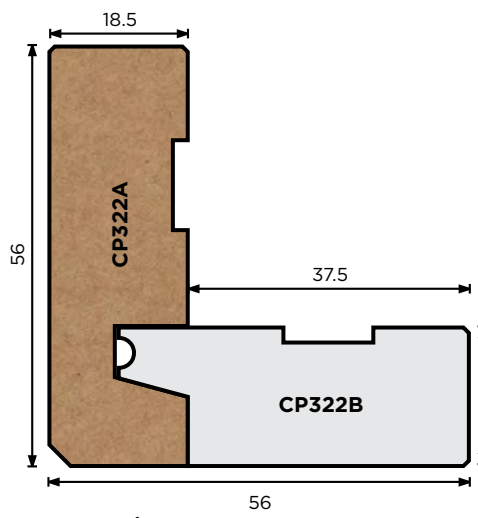
**HP42 External Corner**



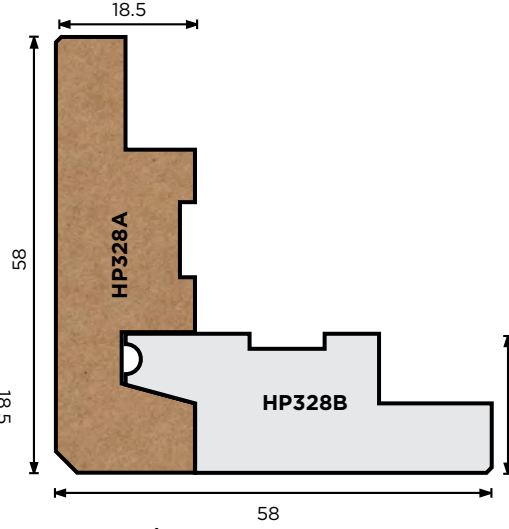
**HP310 External Corner**



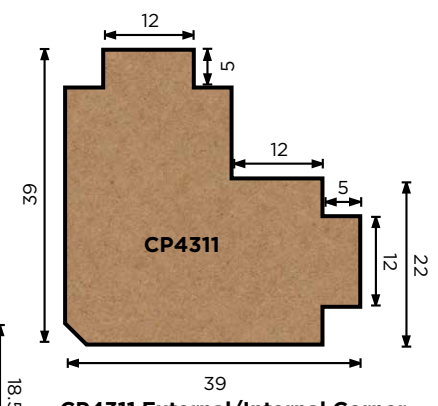
**HP301 External Corner**



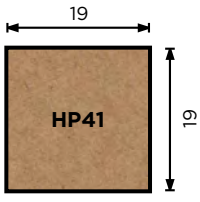
**CP322A/B External Corner**



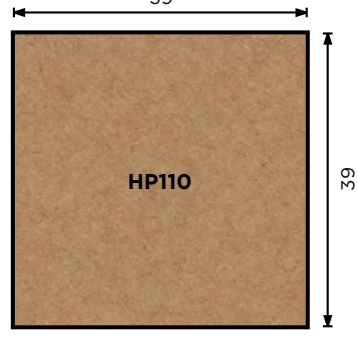
**HP328A/B External Corner**



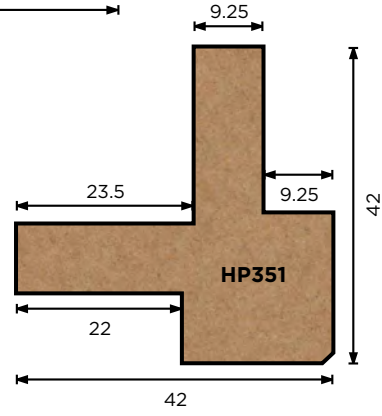
**CP4311 External/Internal Corner**



**HP41 Internal Corner**



**HP110 Internal Corner**



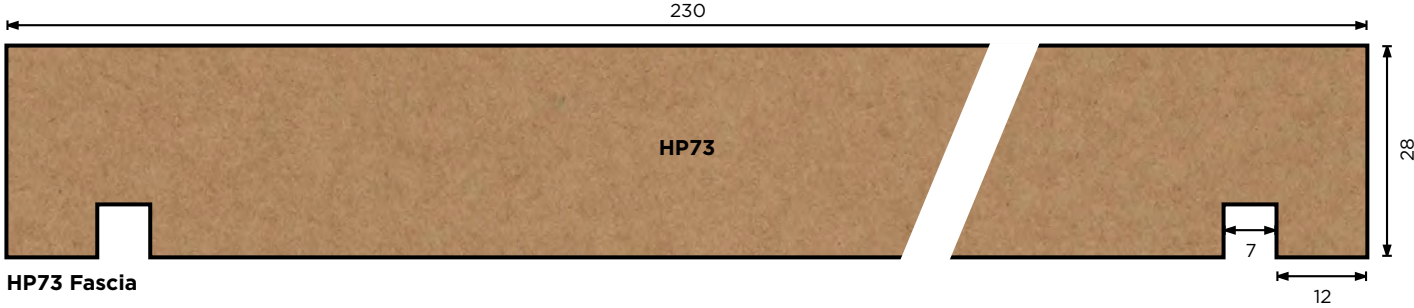
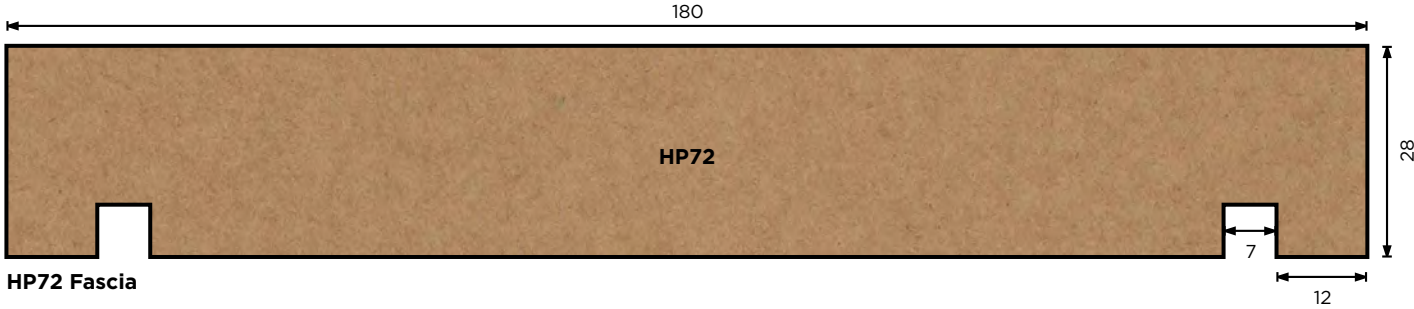
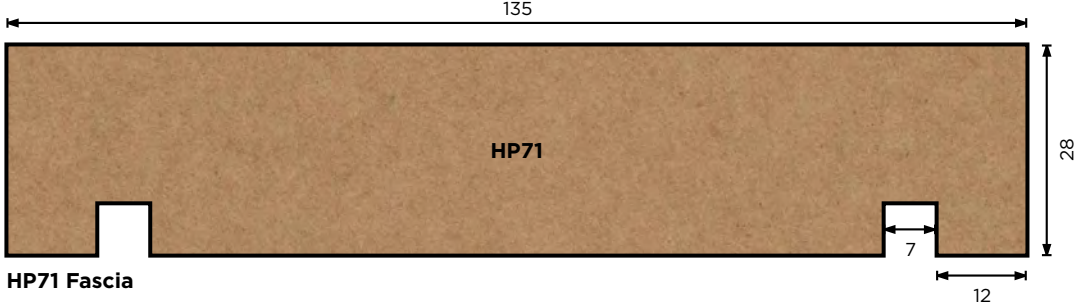
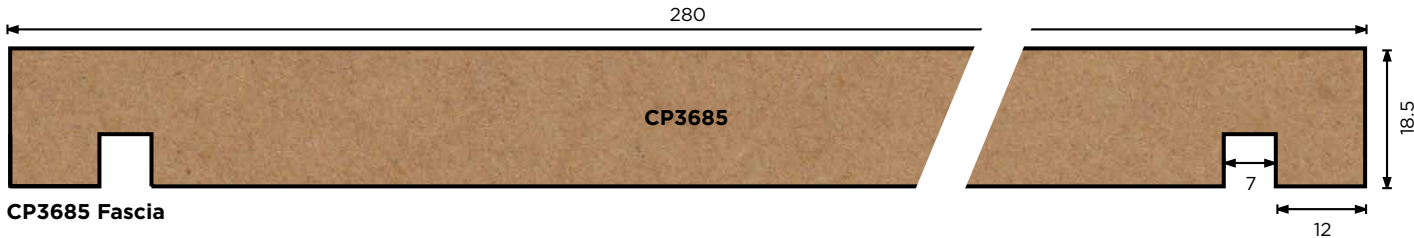
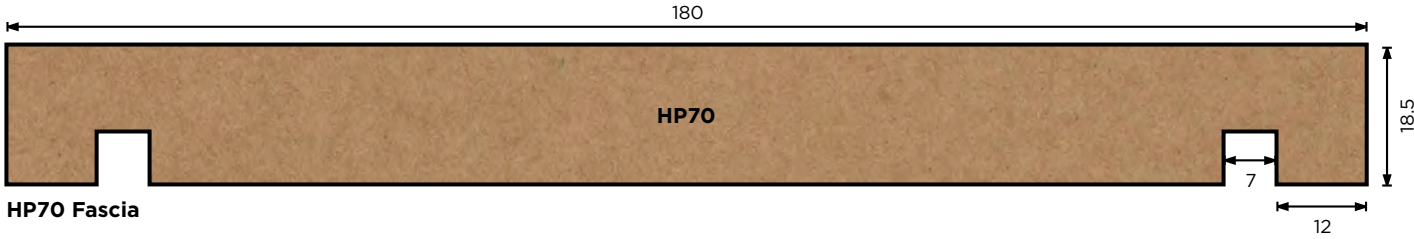
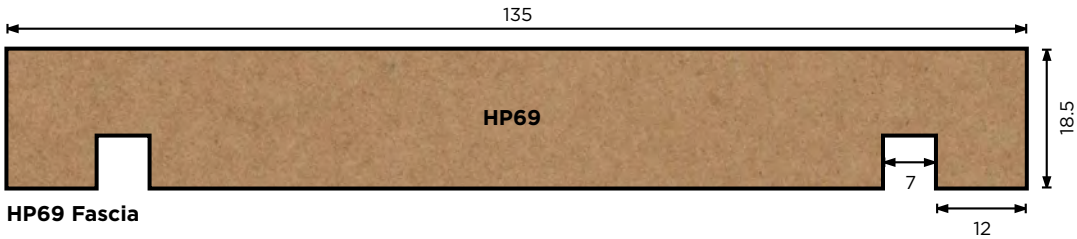
**HP351 Internal Corner**



---

# Fascia

# Fascia



---

# Accessories / Services


# Accessories / Services

## Flashings


\* shown



Internal Corner - Hemmed  
 • 75mm x 75mm (HP1840HI)  
 • 100mm x 100mm (HP1841HI)  
 Aluminium and Stainless Steel



External Corner - Hemmed  
 • 75mm x 75mm (HP1840HE)  
 • 100mm x 100mm (HP1841HE)  
 Aluminium and Stainless Steel



Universal Unhemmed Corner  
 • 75mm x 75mm (HP1840U)  
 • 100mm x 100mm (HP1841U)  
 • 140mm x 140mm (HP1842U)\*  
 Aluminium and Stainless Steel

## Cavity Battens

\* shown



20mm Vertibat  
 H3.1 LOSP or H3.2 Micropro  
 • V1 - 45mm x 20mm\*  
 • V2 - 70mm x 20mm



40mm Vertibat  
 H3.2 Micropro  
 • V3 - 45mm x 40mm\*  
 • V4 - 70mm x 40mm




45mm Vertibat  
 H3.2 Micropro  
 • V5 - 45mm x 45mm\*  
 • V6 - 70mm x 45mm




18mm Vertibat / Western Red Cedar, Untreated  
 • V8 - 45mm x 18mm

## Cavity Accessories

\* shown



Cavity Closure  
 • 70mm x 20mm x 4mm  
 • 70mm x 40mm x 4mm\*  
 • 70mm x 45mm x 4mm  
 Aluminium and Stainless Steel



J Mould  
 • 75mm x 20mm x 4mm  
 • 75mm x 29.5mm x 4mm\*  
 Aluminium and Stainless Steel

## Cavity Battens



18mm Vertibat / Western Red Cedar Untreated  
 • V9 - 45mm x 18mm

## Soakers

\* shown



90° Corner Soaker  
 • Stainless Steel \*  
 • Copper  
 • Etch Primed Aluminium



135° Corner Soaker  
 • Stainless Steel  
 • Copper  
 • Etch Primed Aluminium\*



Flat Soaker  
 • Stainless Steel  
 • Copper\*  
 • Etch Primed Aluminium



# Accessories / Services

## Nails



Stainless Steel  
Hermpac Crown  
19, 30, 50, 65, 75, 85, 100mm



Silicon Bronze  
Hermpac Crown  
19, 30, 50, 65, 75, 85, 100mm



Stainless Steel  
Rose Head  
19, 30, 50, 65, 75, 85, 100mm



Silicon Bronze  
Rose Head  
19, 30, 50, 65, 75, 85, 100mm



Stainless Steel  
Flat Head  
19, 30, 50, 65, 75, 85, 100mm



Silicon Bronze  
Flat Head  
19, 30, 50, 65, 75, 85, 100mm



Stainless Steel  
Jolt Head  
65, 75, 85mm



Stainless Steel  
Clinch Nail  
• 28mm x 2.0mm  
• 40mm x 2.0mm  
• 50mm x 2.0mm

## Screws



Weatherboard Screw  
Bronzed Stainless Steel  
Starcap  
40, 50, 65, 85, 100mm



Weatherboard Screw  
Stainless Steel Starcap  
40, 50, 65, 85, 100mm



Decking Screw  
Hex Drive - 12g Stainless Steel  
50mm, 65mm, 75mm



Decking Screw  
Torx Drive - 10g Stainless Steel  
60mm



Structural Batten Screw  
Hex Drive - 12g Stainless Steel  
65 and 75mm

# Accessories / Services

## Tools



Drive bit

- Hex Drive screws 12g
- Torx Drive screws 10g



Countersink Drill Bit

Available for 10g or 12g screws



Hermpac Deck Hole Template



Panelling Clips

- Stainless Steel or Galvanised
- to fit 9-12mm thick panelling
- to fit 18-28mm thick panelling

## Coatings



Wood-X Exterior Wood Oil

Available in Clear Base & Tinted.  
Sizes: 4, 10, 20 litre



Wood-X Deck Oil

Available in Clear base only  
Sizes: 1, 4, 10 litre



Wood-X Exterior Wood Stain

Sizes: 4, 10 litre



Wood-X Interior Wood Oil

Sizes: 1, 4, 10 litre



Resene Waterborne Woodsman  
Original Machinecoat Formula  
Sizes: 4, 10 litre



Ciranova UNICO oil

Sizes: 1 litre oil & 300mm  
hardener



Ciranova Hardwaxoil Titan

Matt or Silk  
Size: 2.5 litre



Ciranova Maintenance Kit

Includes - Flooring soap,  
Maintenance oil and Intensive  
cleaner

## Services



Machinecoat

Custom coating of:  
Weatherboard, Moulding,  
Fascia, Panelling, D4S/BS4F,  
Decking, Flooring



Sanding

Custom sanding of:  
Weatherboard, Moulding,  
Fascia, Panelling, D4S &  
Flooring



End-Lock: Square

Tongue & Groove on end of  
boards. Available for:  
Panelling & Flooring



End-Lock: Bevel

Tongue & Groove on end of  
boards with bevelled top  
edges. Available for:  
Panelling & Flooring


---

# **Panelling / Sarking / Soffit Lining**


---

# Species


## Panelling, Sarking & Soffit Lining



Western  
Red Cedar  
PC1




Ashin  
PC1\*



American  
White Oak  
Prime\*



American  
White Oak  
Light Feature\*



American  
White Oak  
Rustic\*




American  
White Ash  
Prime\*



Accoya  
A1




Accoya Grey  
A1




Yellow Cedar  
PC1




Kanda  
S&B




Western  
Red Cedar  
PremSelect




CedarOne  
Evolve




CedarLine  
Evolve




CedarOne  
Connect



CedarLine  
Connect



Yellow  
CedarOne  
Evolve

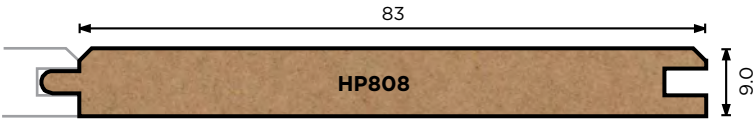


Yellow  
CedarLine  
Evolve

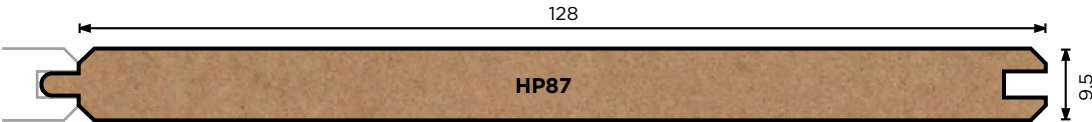
**Note:** Not all profiles are available in all timber species and grades. For up to date profile and specie combinations visit [hermpac.co.nz](http://hermpac.co.nz), alternatively contact your local Hermpac branch for product availability.

\* Interior use only.


# Panelling / Sarking / Soffit Lining




HP808 TG&V (Sanded 1 Face)




HP87 TG&V



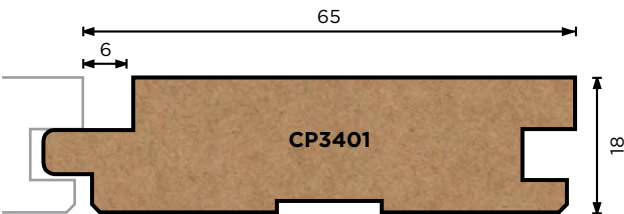
HP83 TG&V



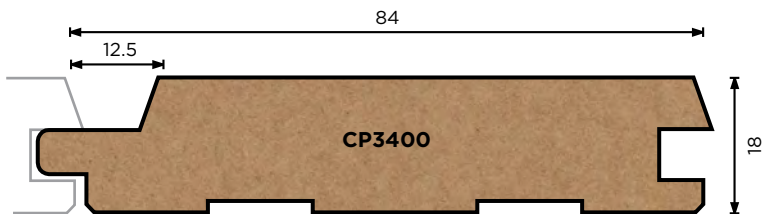
HP84 TG&V



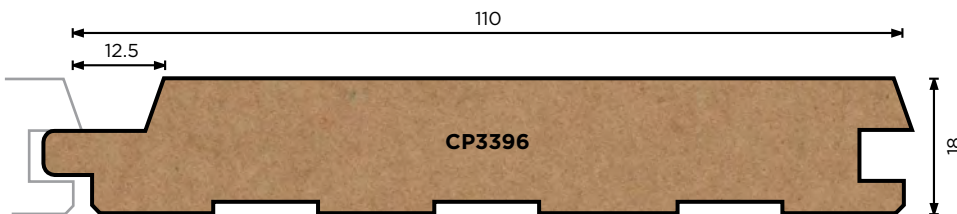
HP85 TG&V



CP3401 (complements CP862 weatherboard)

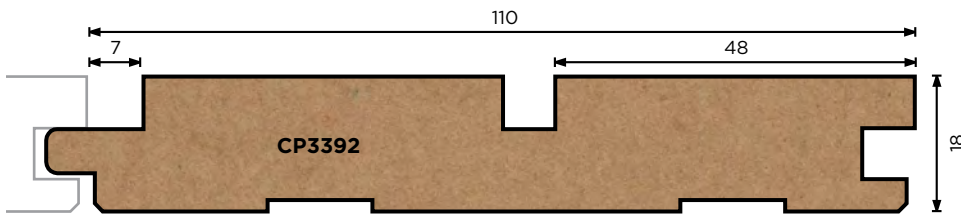


CP3400

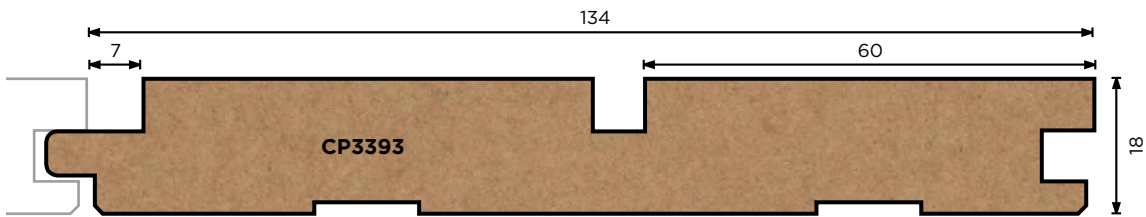


CP3396 (complements HP51 weatherboard)

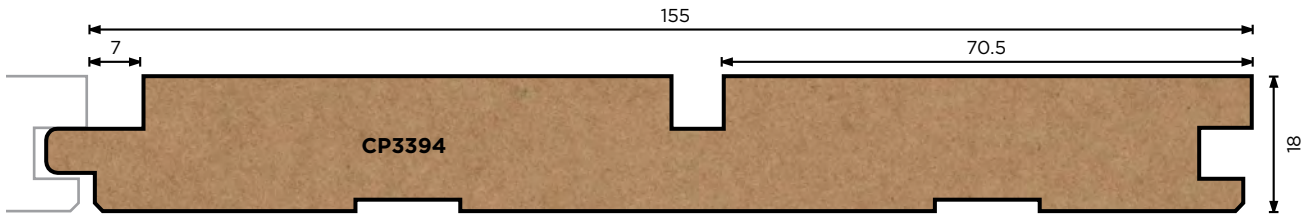
# Panelling / Sarking / Soffit Lining



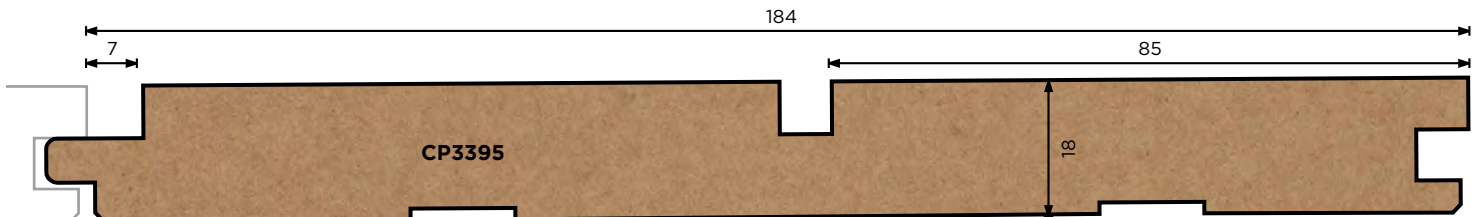
CP3392 (complements HP58 weatherboard)



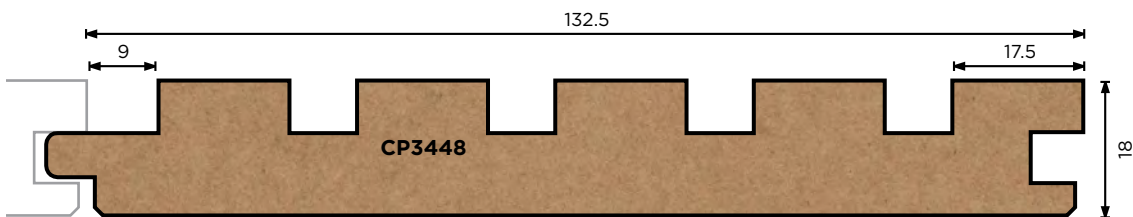
CP3393



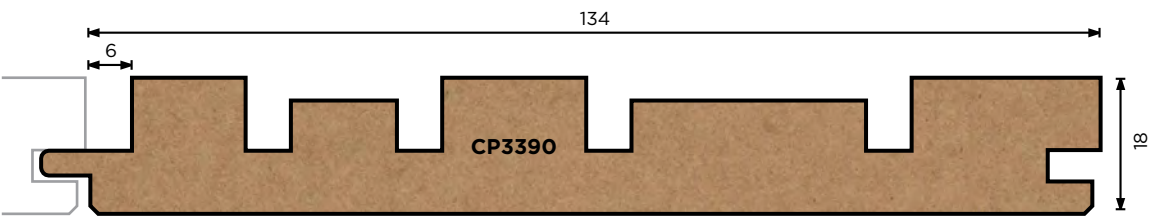
CP3394 (complements HP59 weatherboard)



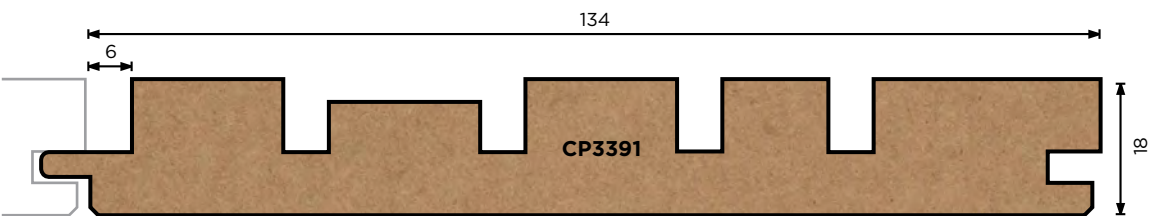
CP3395



CP3448

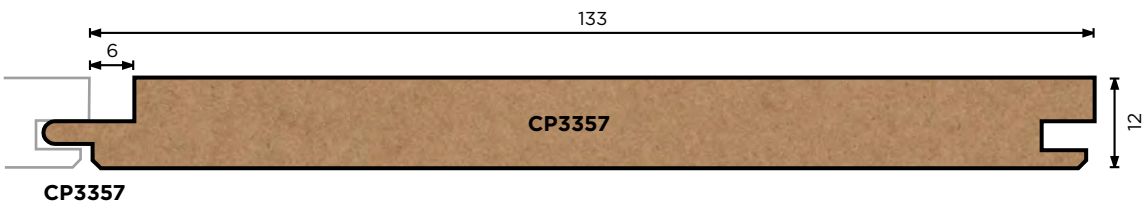
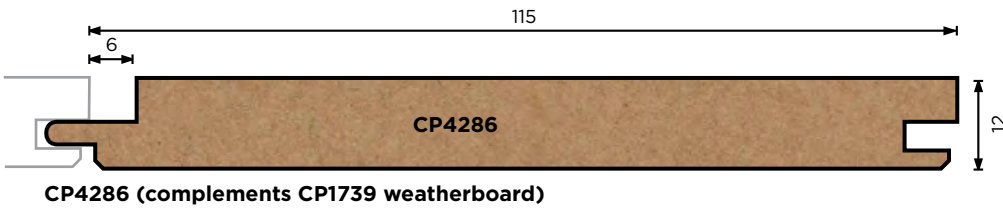
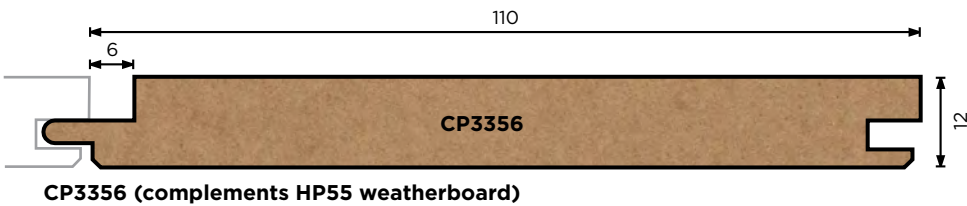
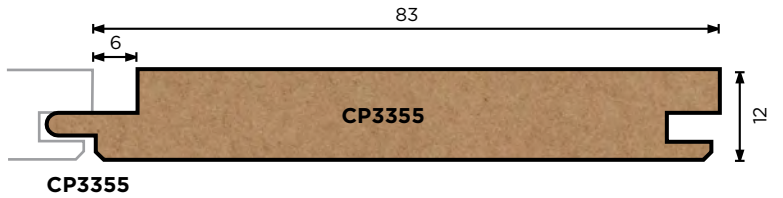
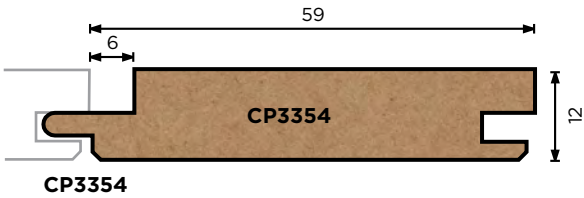
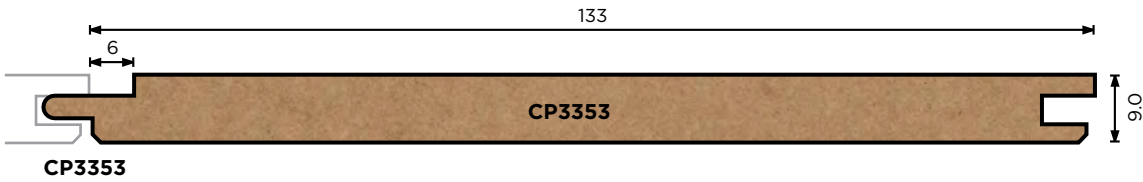
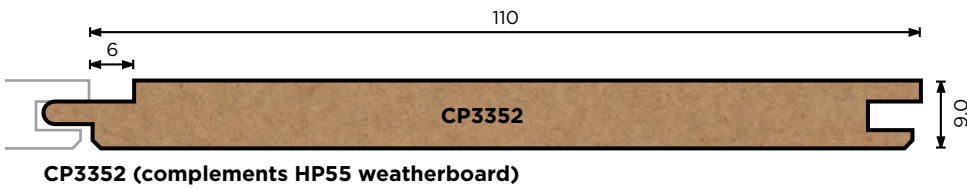
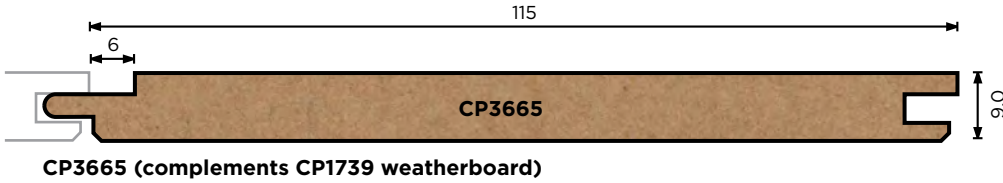
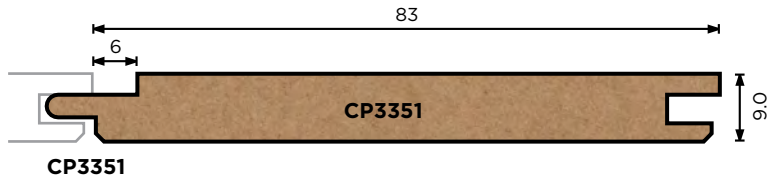
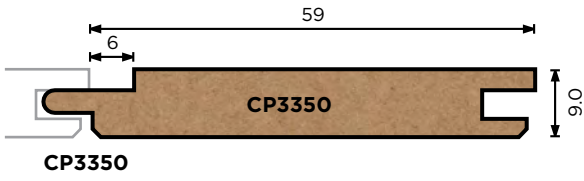


CP3390

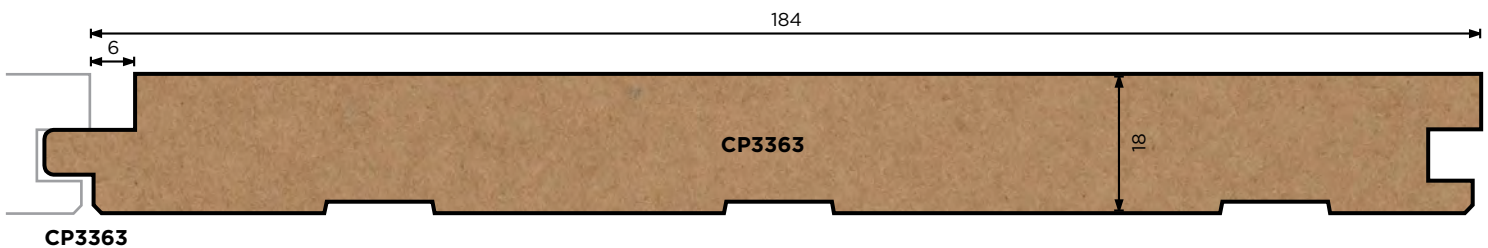
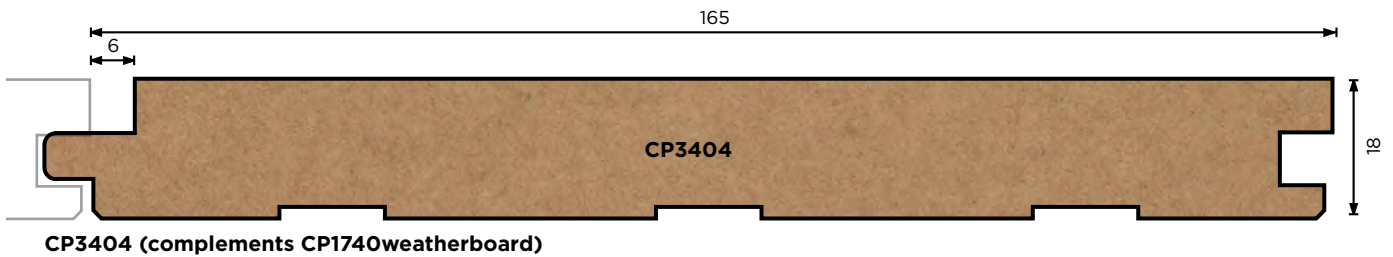
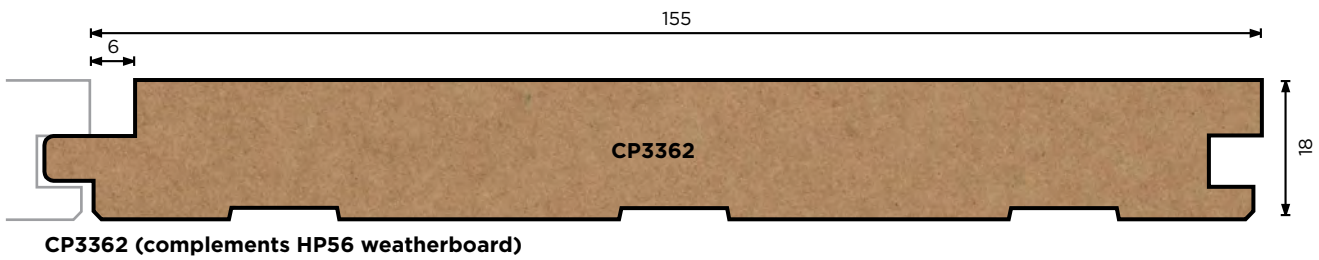
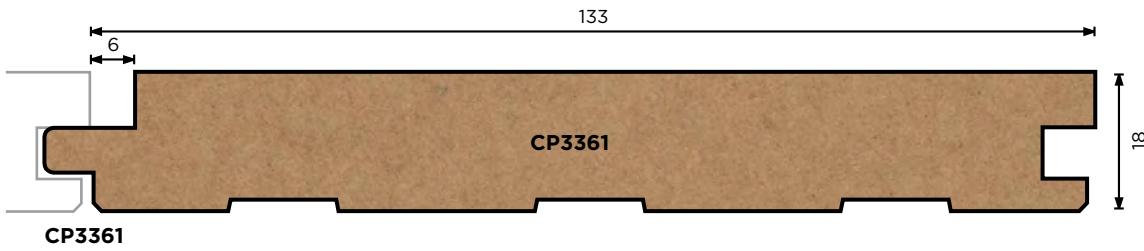
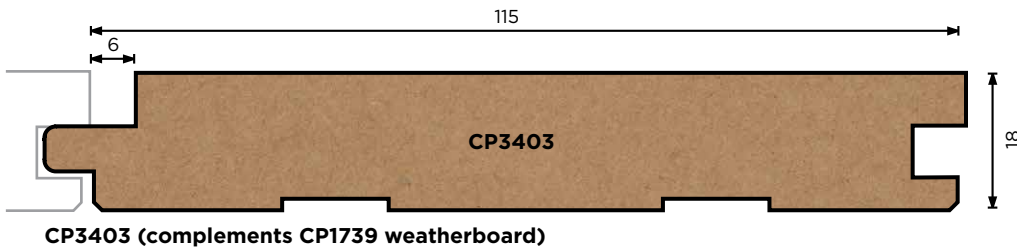
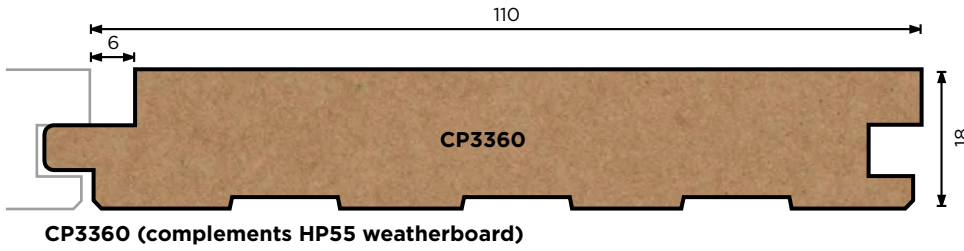
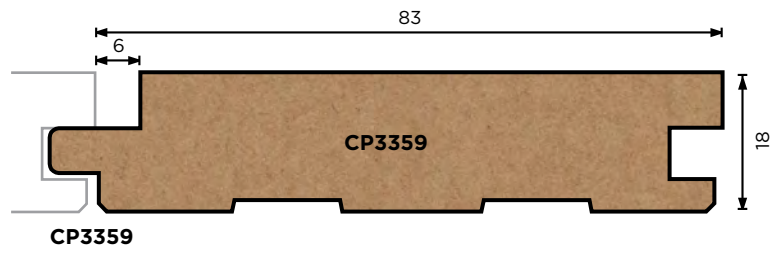
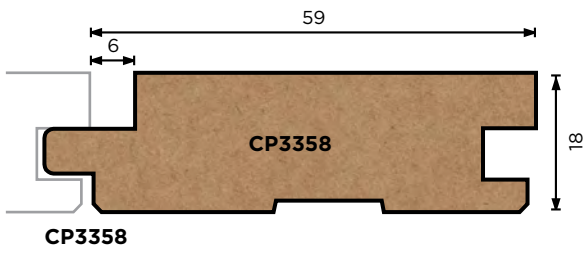


CP3391

# Panelling / Sarking / Soffit Lining

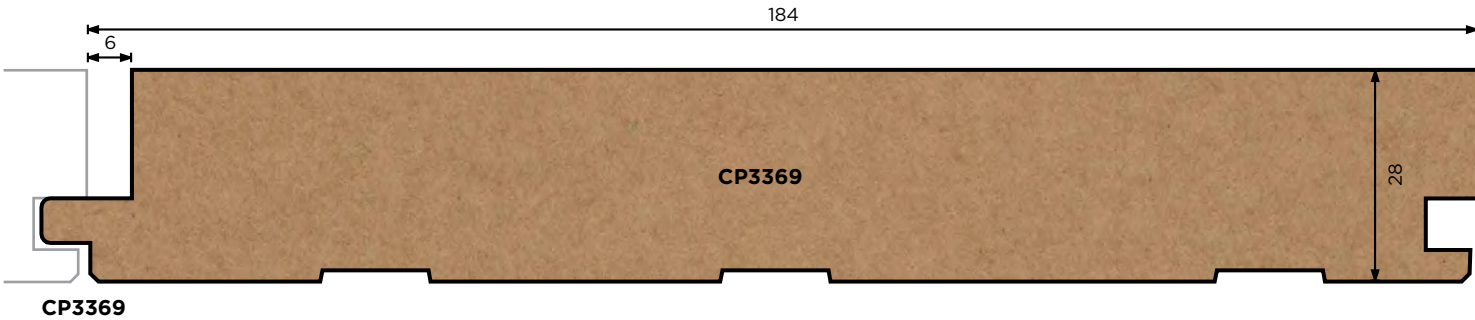
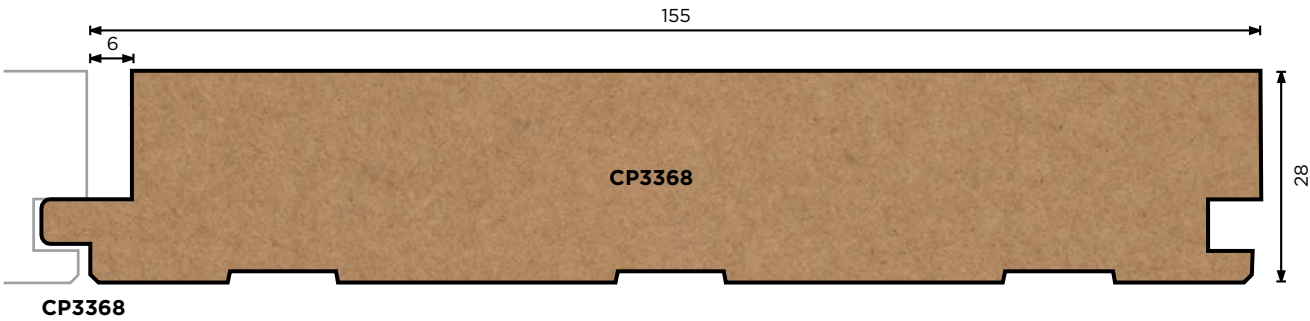
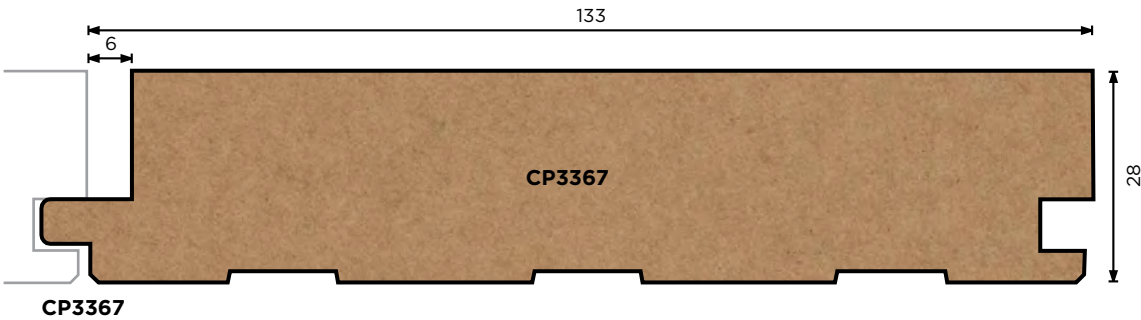
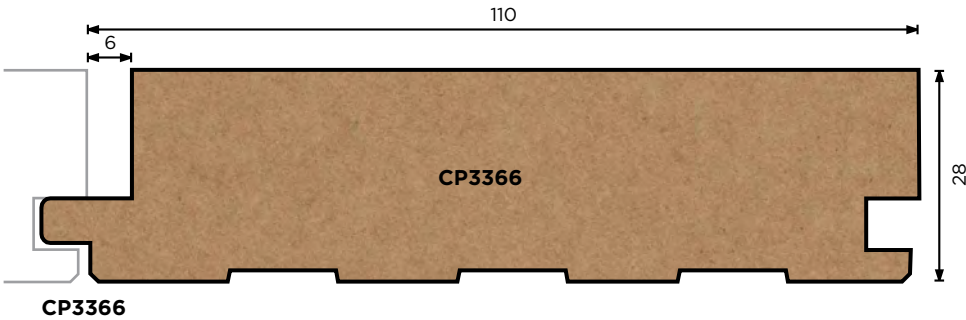
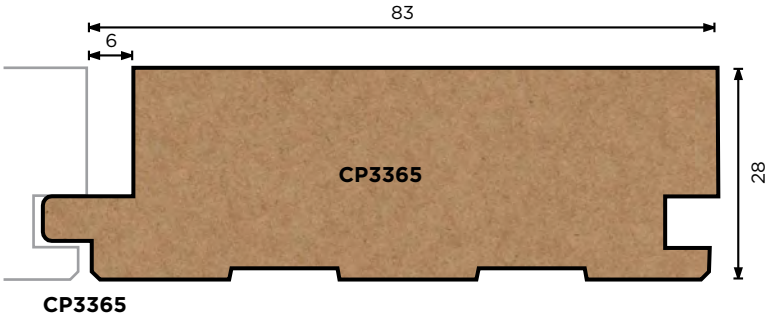
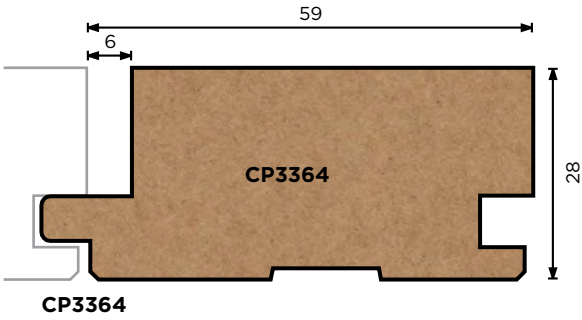


# Panelling / Sarking / Soffit Lining





# Panelling / Sarking / Soffit Lining



Drawings are not to scale. Modified profiles suitable for paint finish available on request.



---


**Panelling /  
Sarking /  
Soffit Lining**

**—  
Random  
width & depth**

---

# Species


Panelling / Sarking / Soffit Lining  
Random width & depth



Western  
Red Cedar  
PC1




Ashin  
PC1\*



American  
White Oak  
Prime\*



American  
White Oak  
Light Feature\*



American  
White Oak  
Rustic\*




American  
White Ash  
Prime\*



Accoya  
A1




Accoya Grey  
A1




Yellow Cedar  
PC1




Kanda  
S&B




Western  
Red Cedar  
PremSelect




CedarOne  
Evolve




CedarLine  
Evolve




CedarOne  
Connect



CedarLine  
Connect



Yellow  
CedarOne  
Evolve

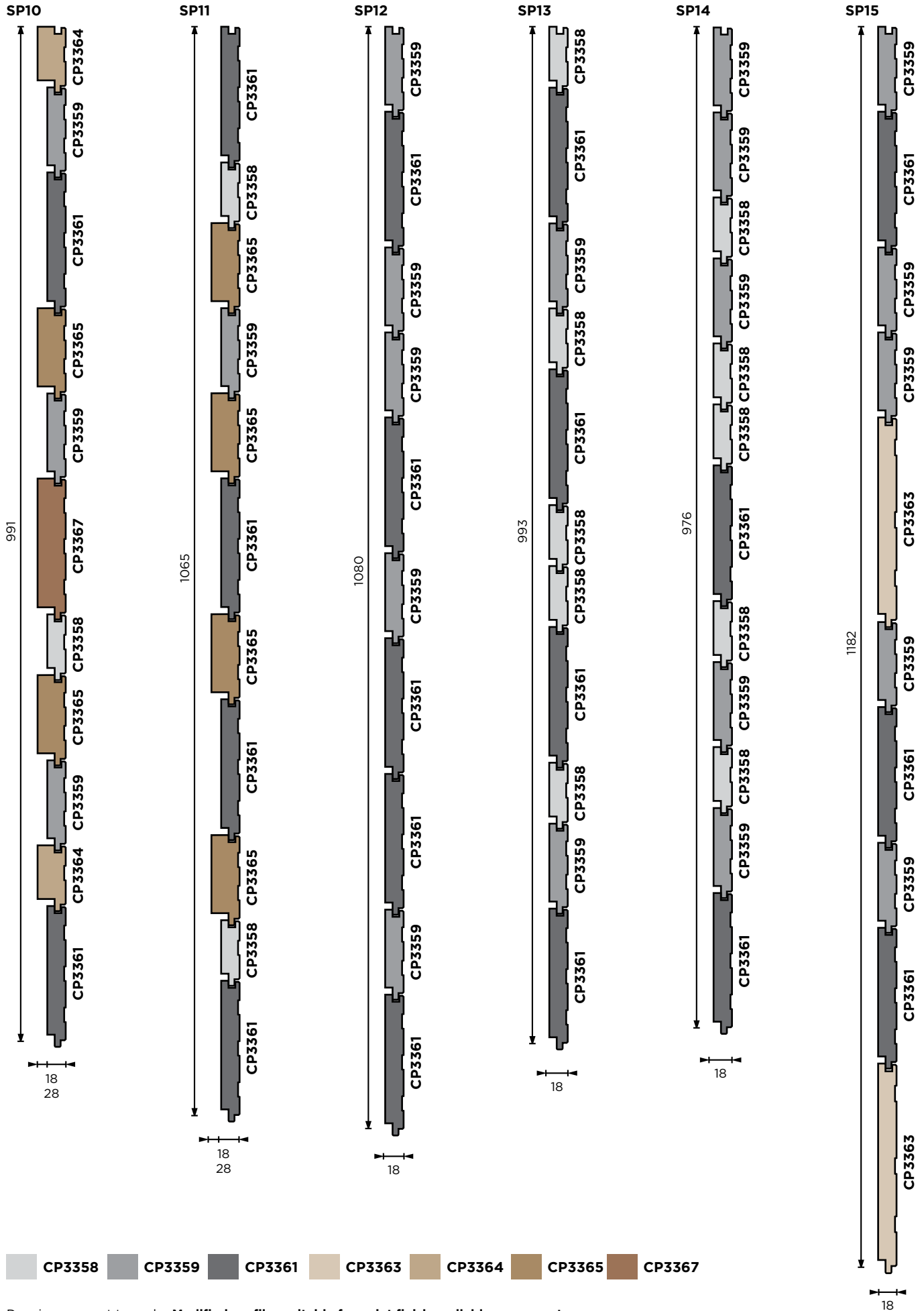


Yellow  
CedarLine  
Evolve

**Note:** Not all profiles are available in all timber species and grades. For up to date profile and specie combinations visit [hermpac.co.nz](http://hermpac.co.nz), alternatively contact your local Hermpac branch for product availability.

\* Interior use only.

# Panelling / Sarking / Soffit Lining Random width & depth



Drawings are not to scale. Modified profiles suitable for paint finish available on request.

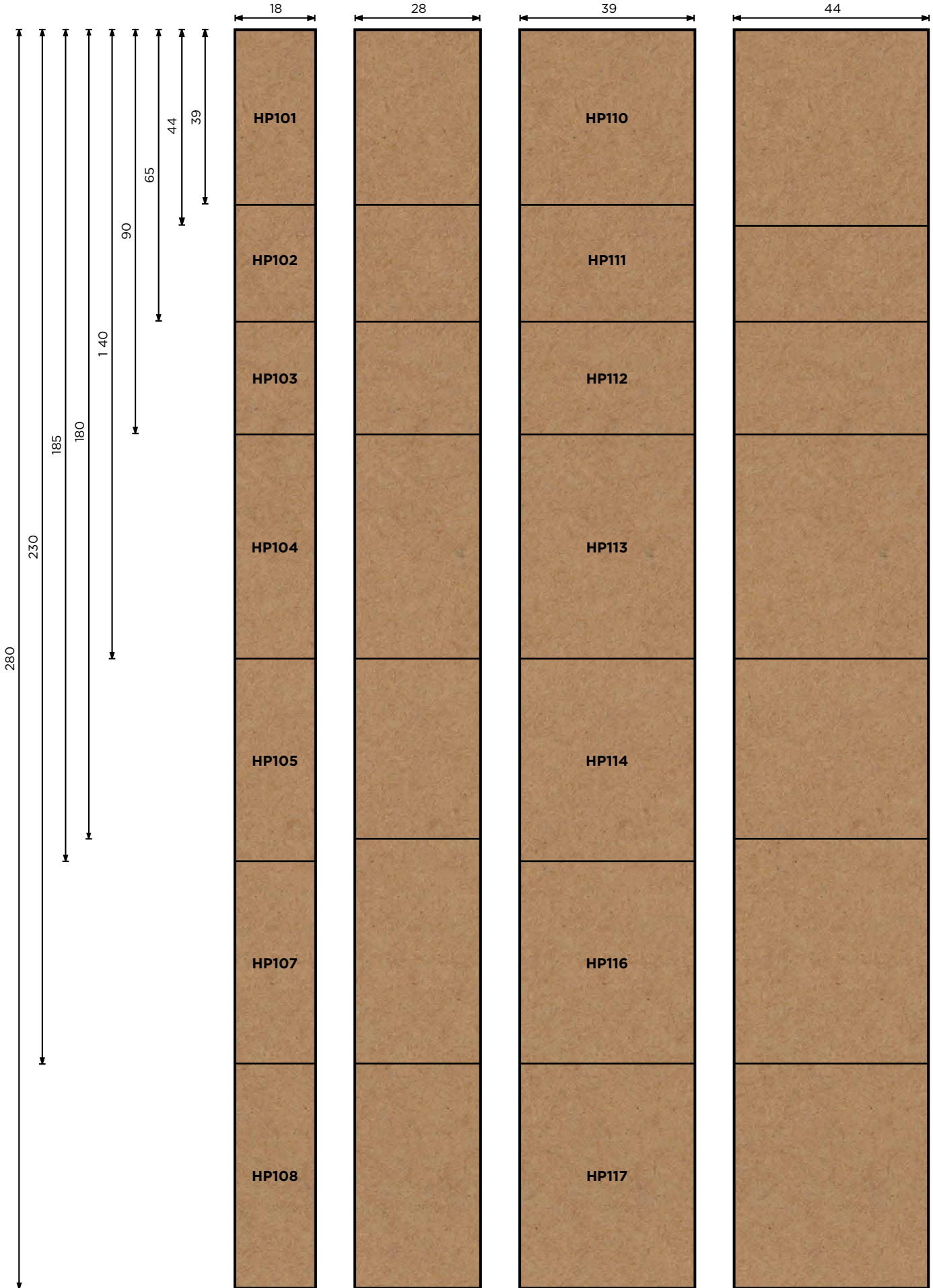


---

# Boards / Battens / Screens

# D4S & BS4F

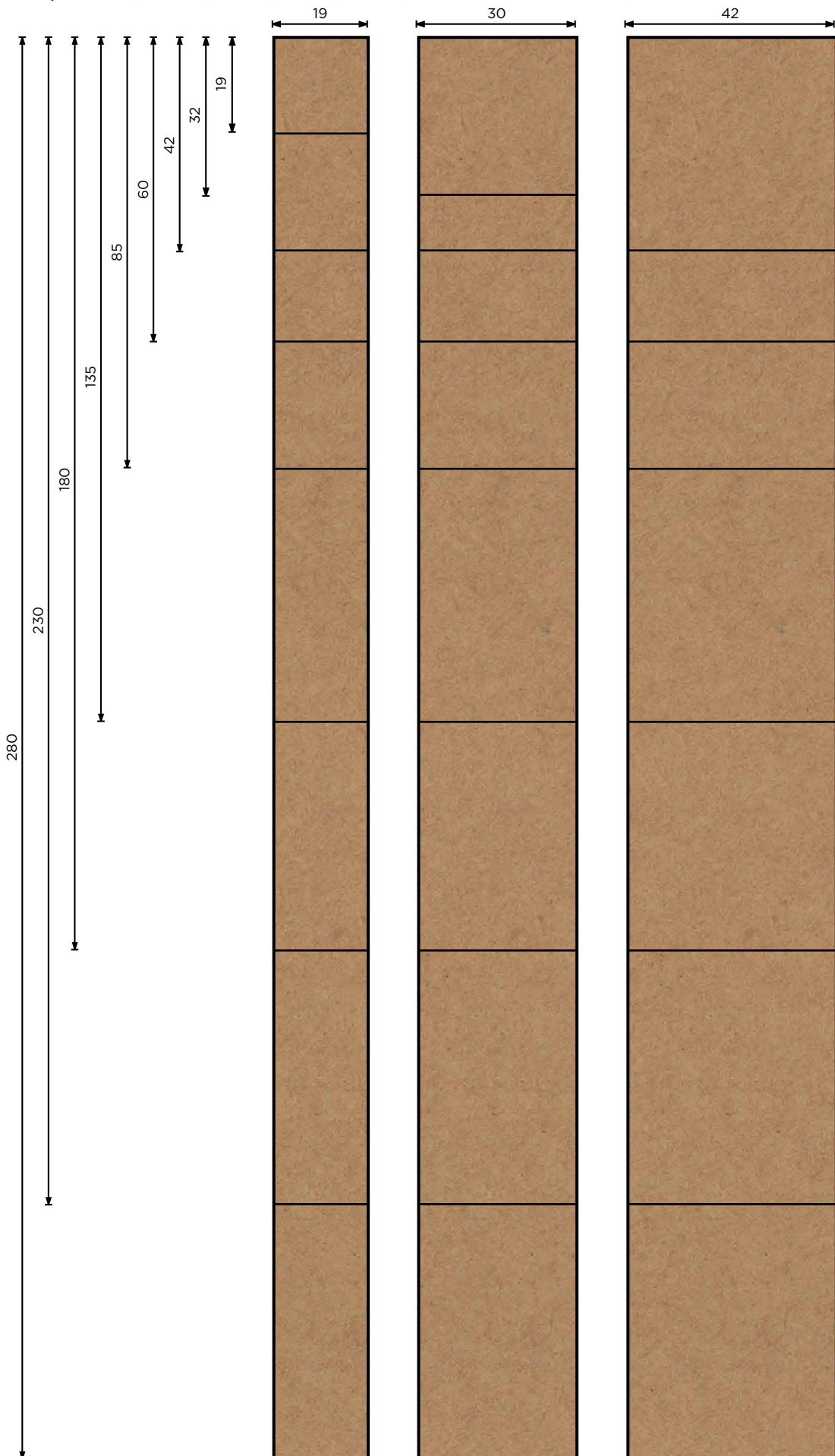
Western Red Cedar, Yellow Cedar, Ashin, Accoya, Accoya Grey





# D4S & BS4F

Purpleheart, Kanda, Vitex, Kwila, Tonka, American White Oak, American White Ash



Drawings are not to scale.

# Posts & Beams

## Western Red Cedar / Accoya

### Dressed 4 sides / Band Sawn 4 Faces

Nominal Size	Finished Size
75 x 75	65 x 65
100 x 75	90 x 65
150 x 75	140 x 65
200 x 75	180 x 65
250 x 75	230 x 65
300 x 75	280 x 65
100 x 100	90 x 90
150 x 100	140 x 90
200 x 100	180 x 90
250 x 100	230 x 90
300 x 100	280 x 90
150 x 150	135 x 135
200 x 150	180 x 135
250 x 150	230 x 135
300 x 150	280 x 135
200 x 200	180 x 180
250 x 200	230 x 180
300 x 200	280 x 180
350 x 200*	330 x 180**
400 x 200*	380 x 180**
250 x 250	230 x 230
300 x 250	280 x 230
300 x 300	280 x 280
350 x 300*	330 x 280**
400 x 300*	380 x 280**

## Purpleheart / Tonka/ Azobe / Vitex

### Dressed 4 sides / Band Sawn 4 Faces

Nominal Size	Finished Size
75 x 75	60 x 60
100 x 75	85 x 60
150 x 75	135 x 60
200 x 75	180 x 60
250 x 75	230 x 60
300 x 75	280 x 60
100 x 100	85 x 85
150 x 100	135 x 85
200 x 100	180 x 85
250 x 100	230 x 85
300 x 100	280 x 85
150 x 150	135 x 135
200 x 150	180 x 135
250 x 150	230 x 135
300 x 150	280 x 135
200 x 200	180 x 180
250 x 200	230 x 180
300 x 200	280 x 180
350 x 200*	330 x 180**
400 x 200*	380 x 180**
250 x 250	230 x 230
300 x 250	280 x 230
300 x 300	280 x 280
350 x 300*	330 x 280**
400 x 300*	380 x 280**

\* Sizes only available in Rough Sawn

\*\* Sizes only available in Dressed 4 Sides

## Metric to Imperial Length Conversions

metres	0.91	1.22	1.52	1.83	2.13	2.44	2.74	3.05	3.35	3.66	3.96	4.27	4.57	4.88	5.18	5.49	5.79	6.10
feet	3	4	5	6	7	8	9	10	11	12	13	14	15	16	17	18	19	20

Note: not all sizes are available in all species

---

# Decking

---

# Species


## Decking



Kanda  
S&B



Purpleheart  
S&B



Vitex  
S&B




Accoya  
A1




Accoya Grey  
A1



Kwila

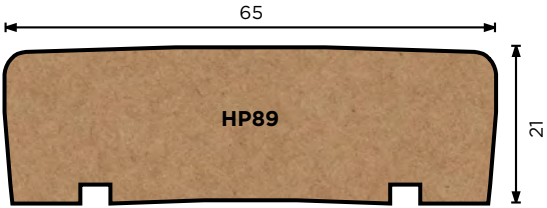


Kanda  
Evolve

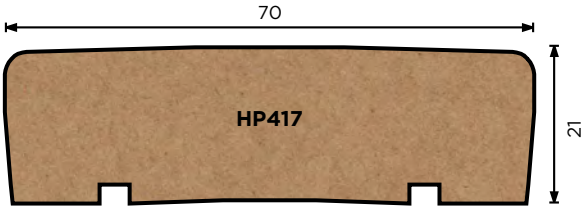


Vitex  
Evolve

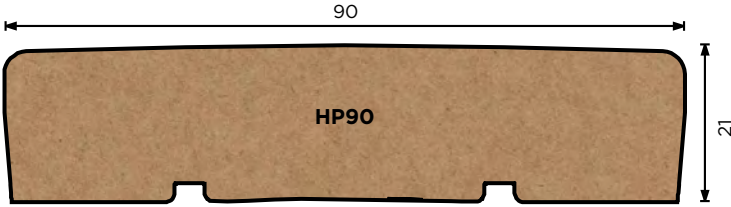
# Decking



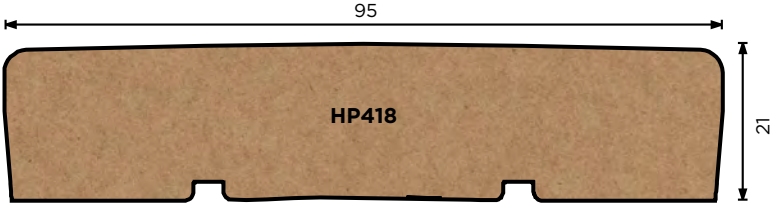
HP89 Watershed



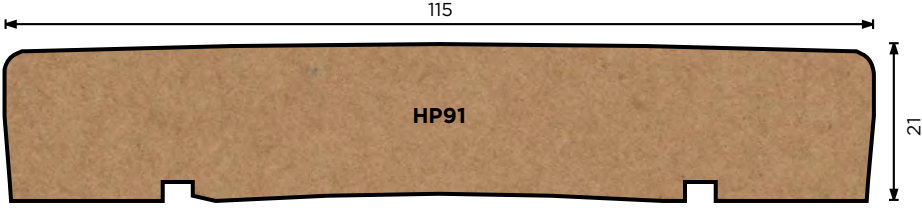
HP417 Watershed



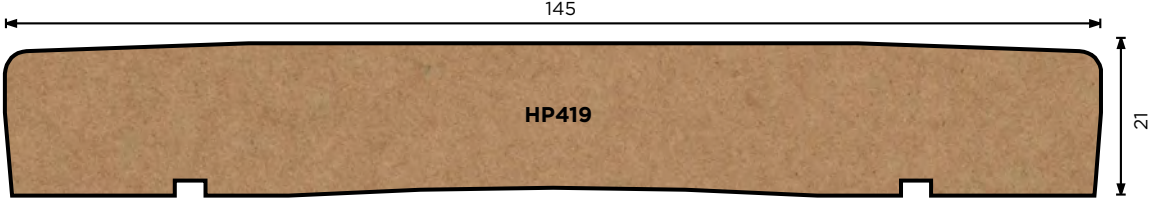
HP90 Watershed



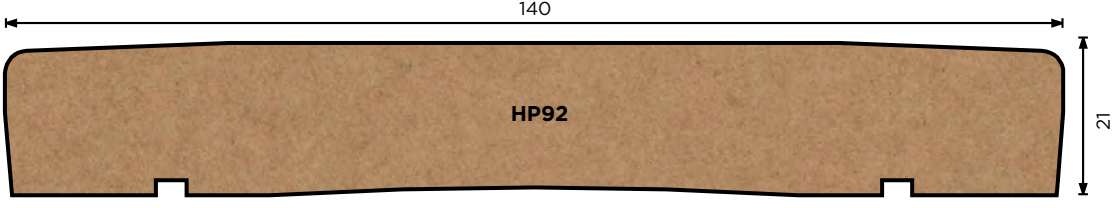
HP418 Watershed



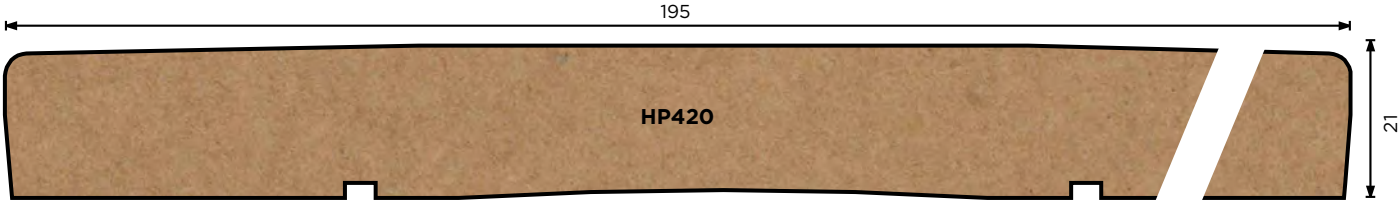
HP91 Watershed



HP419 Watershed



HP92 Watershed

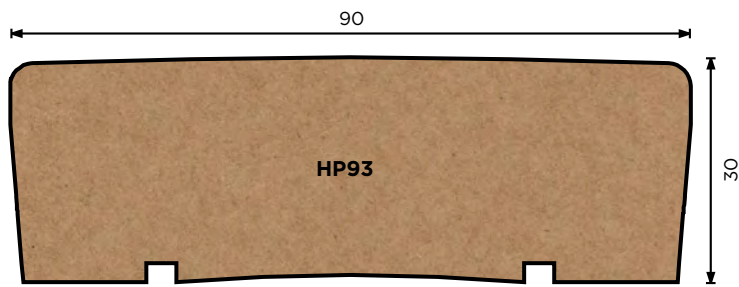


HP420 Watershed

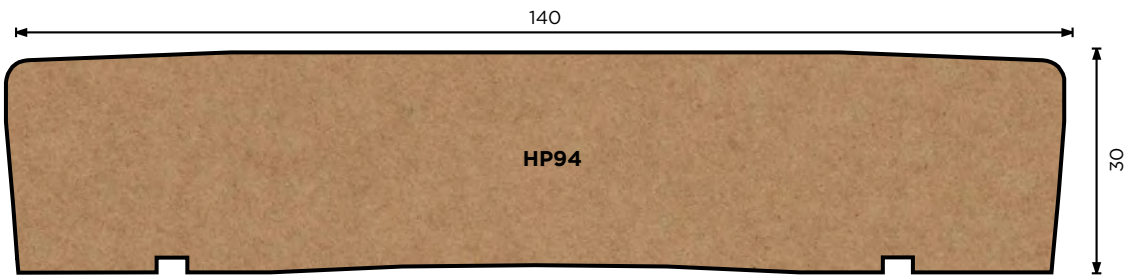
Drawings are not to scale. Modified profiles suitable for paint finish available on request.

# Decking

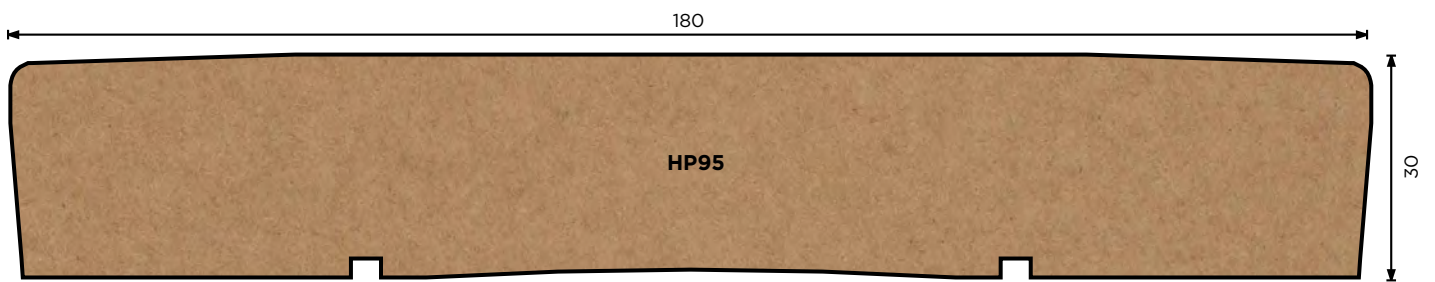
---



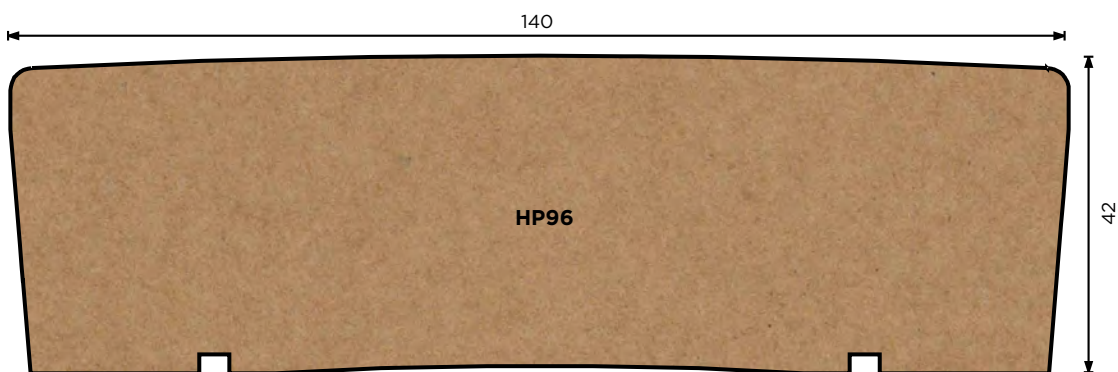
HP93 Watershed



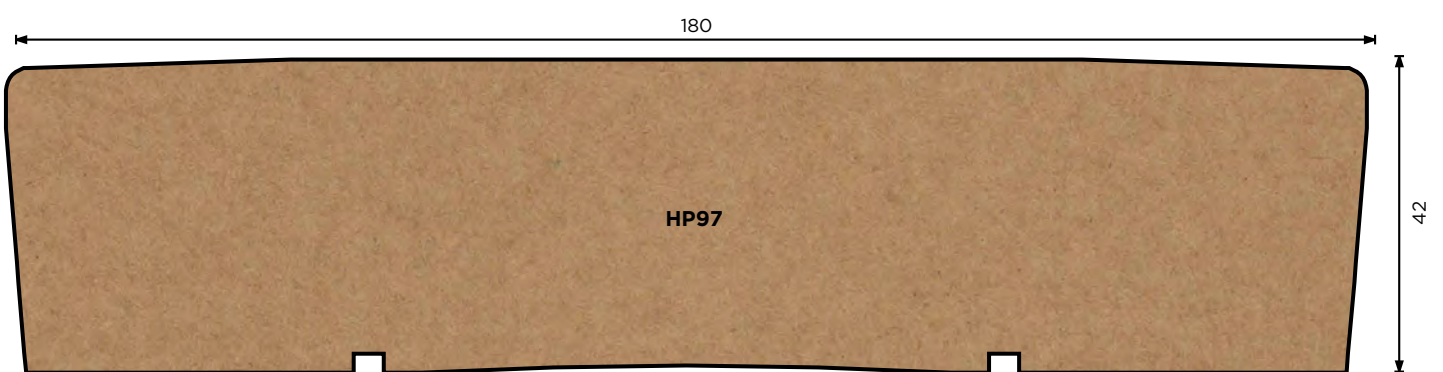
HP94 Watershed



HP95 Watershed

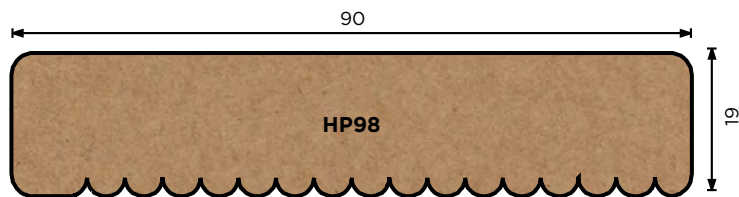


HP96 Watershed

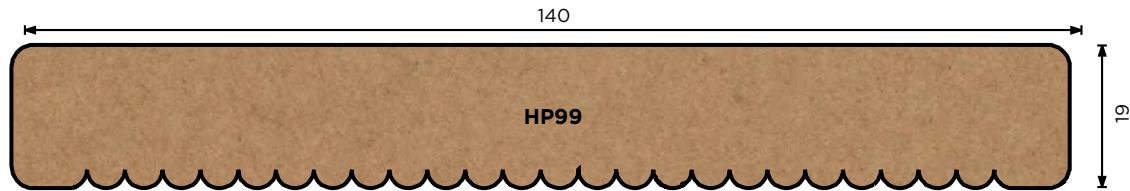


HP97 Watershed


# Decking



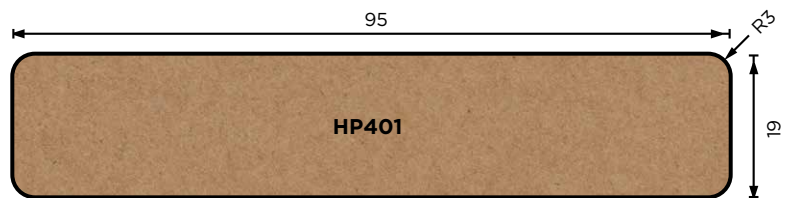
HP98 Reeded 1 Face




HP99 Reeded 1 Face




HP400 Pencil Round




HP401 Pencil Round



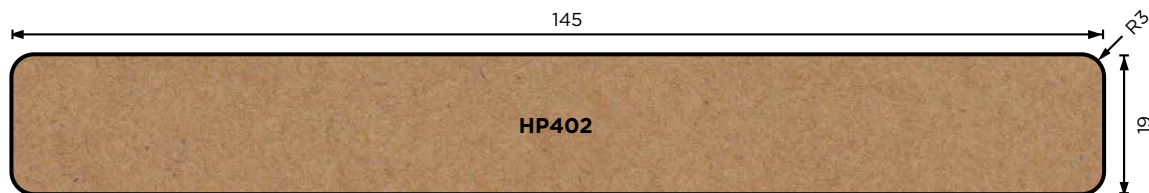
HP169 Pencil Round




HP170 Pencil Round



HP171 Pencil Round

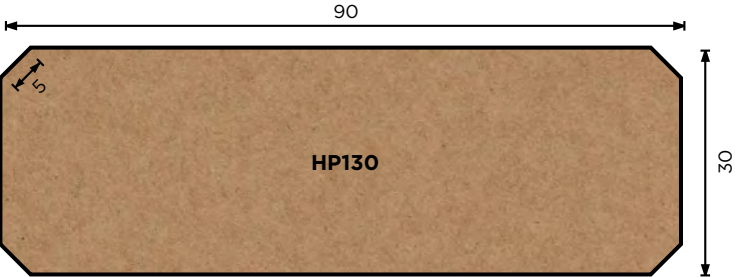


HP402 Pencil Round

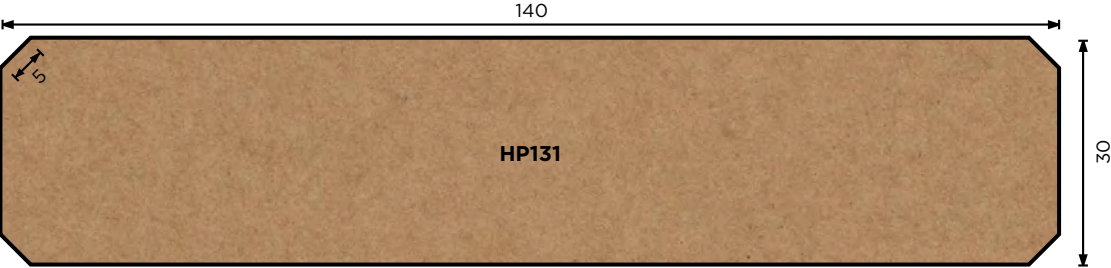


HP403 Pencil Round


# Decking




HP130 Promenade



HP131 Promenade



HP132 Promenade


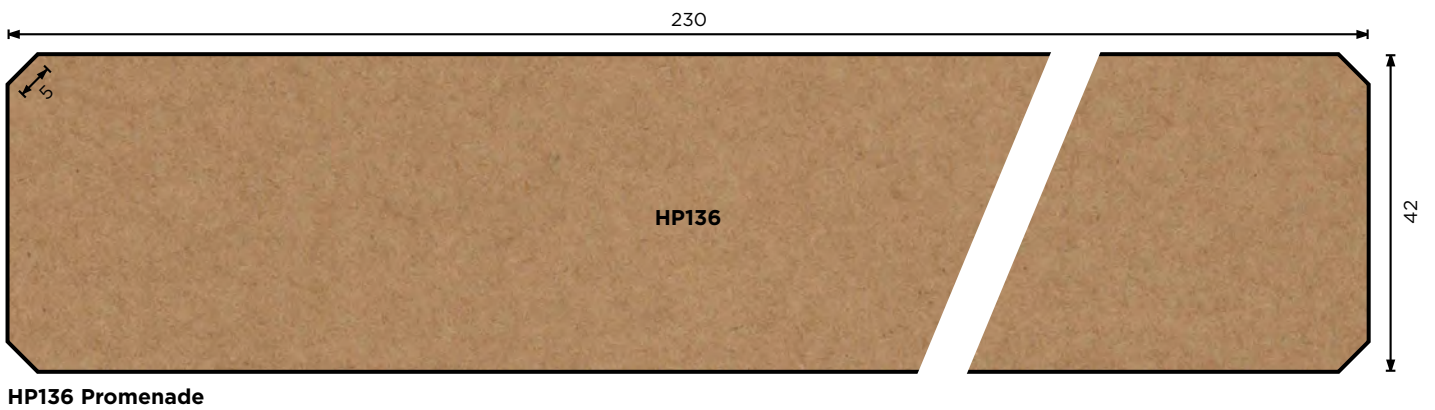
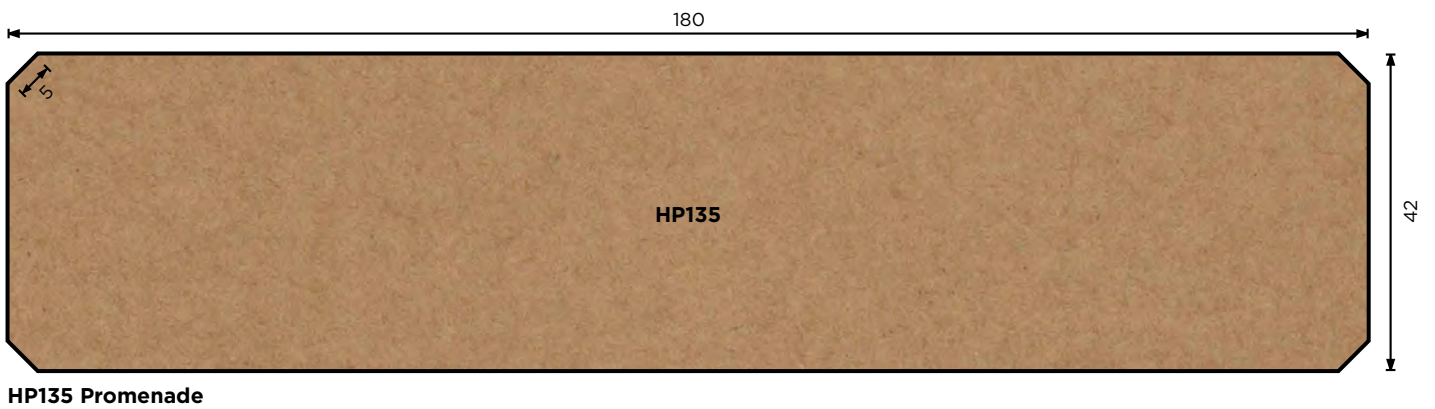



HP133 Promenade




# Decking

---




Drawings are not to scale.


# Decking



HP138 Promenade



HP139 Promenade

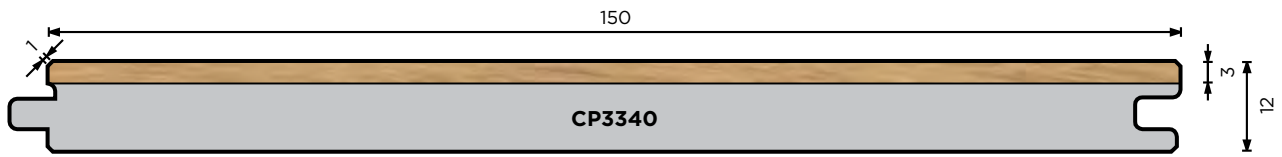


HP140 Promenade

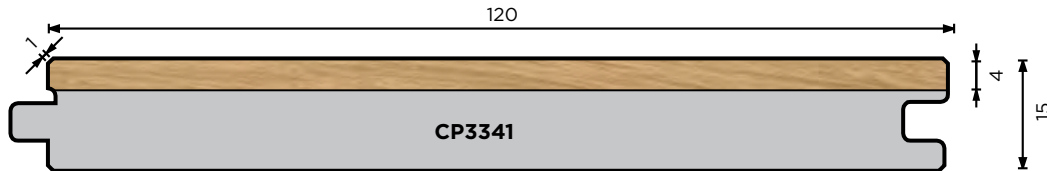
---

# Flooring

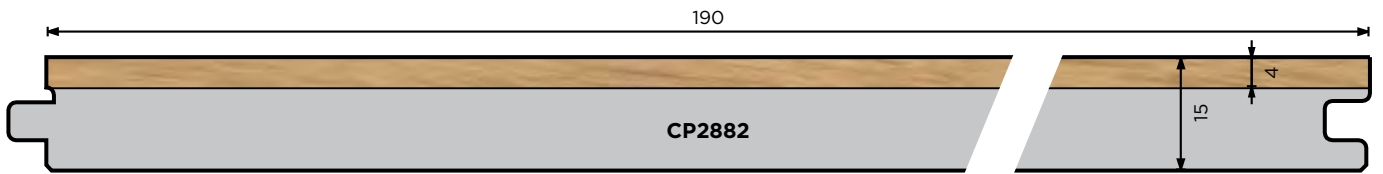
# SuperSolid Engineered Hardwood Flooring



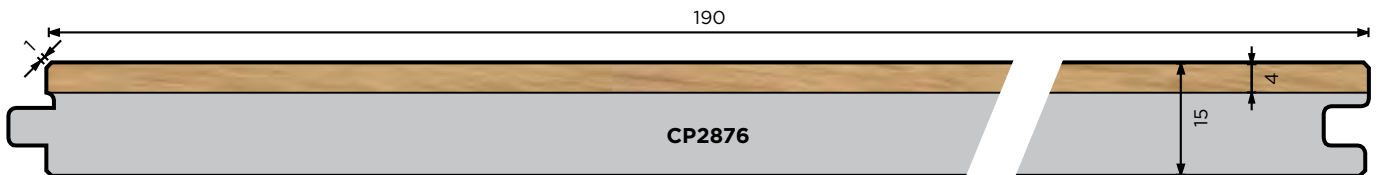
CP3340 SuperSolid Engineered European Oak / wire brushed, bevel edges & ends, end-locked



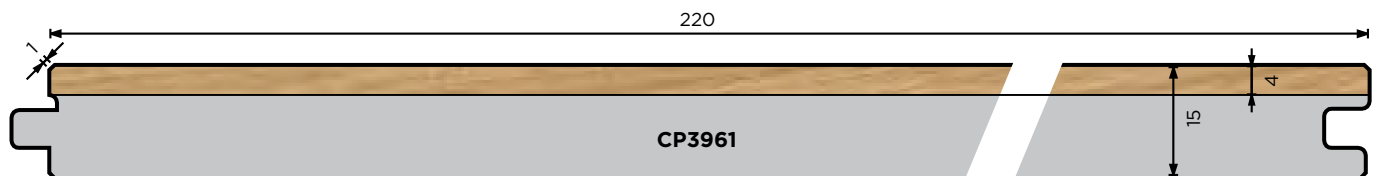
CP3341 SuperSolid Engineered European Oak / Herringbone parquet / wire brushed, bevel edges & ends, end-locked



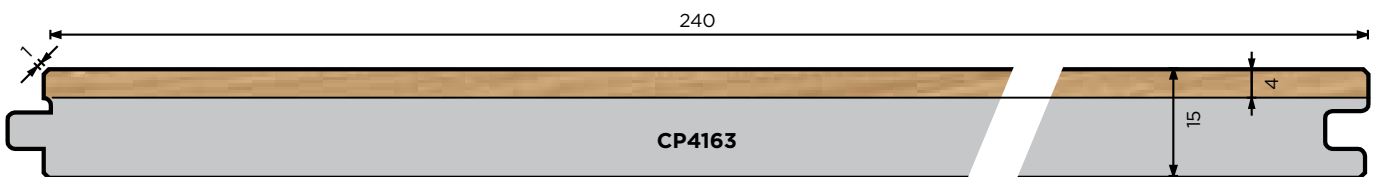
CP2882 SuperSolid Engineered European Oak / square edges & ends, end-locked



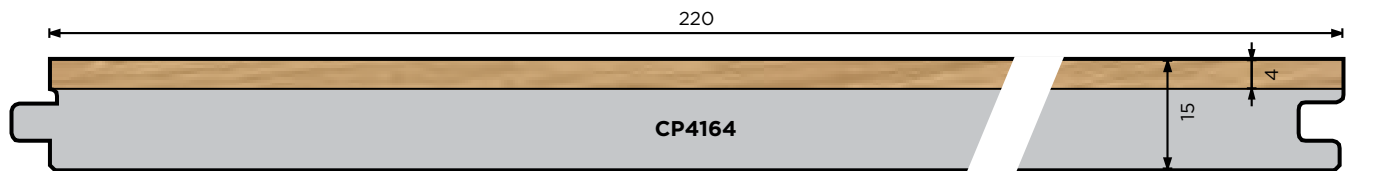
CP2876 SuperSolid Engineered European Oak / wire brushed, bevel edges & ends, end-locked



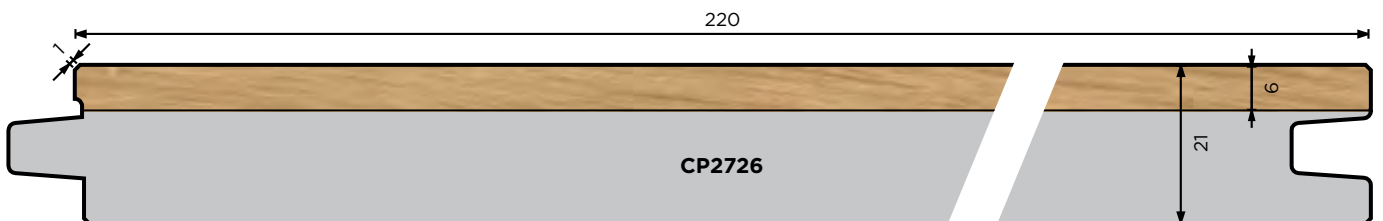
CP3961 SuperSolid Engineered European Oak / wire brushed, bevel edges & ends, end-locked



CP4163 SuperSolid Engineered European Oak / wire brushed, bevel edges & ends, end-locked



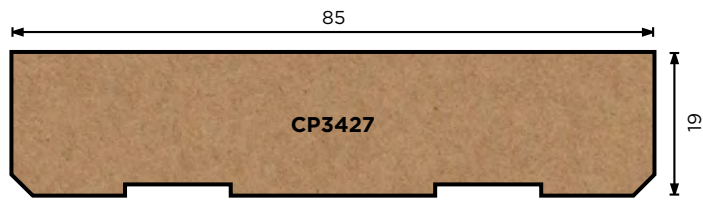
CP4164 SuperSolid Engineered European Oak / square edges & ends, end-locked



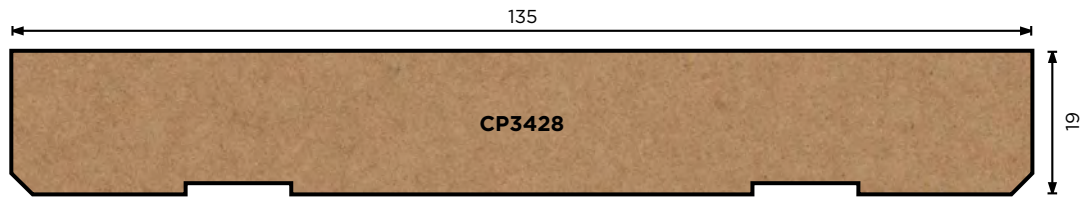
CP2726 SuperSolid Engineered European Oak / wire brushed, bevel edges & ends, end-locked

# Solid Hardwood Flooring

---




**CP3427 Parquet Flooring 19mm thick**




**CP3428 Parquet Flooring 19mm thick**



**Drop Tongue Overlay Flooring 12mm thick**



**Drop Tongue T&G Flooring 19mm thick**



**Drop Tongue T&G Flooring 19mm thick**



**Drop Tongue T&G Flooring 19mm thick**

# Solid Hardwood Flooring




Drop Tongue T&G Flooring 19mm thick



Drop Tongue T&G Flooring 19mm thick



Drop Tongue T&G Flooring 19mm & 21mm thick



Drop Tongue T&G Flooring 19mm & 21mm thick



Drop Tongue T&G Flooring 19mm & 21mm thick

**Hermpac's enduring  
dedication to verified  
timber certification  
and management will  
not waiver.**

---







**For peace of mind for both our company and customers, the most effective method of ensuring timber products are legal or from well managed forests, is to ensure they carry independent third party certification.**

---

Hermpac currently purchases timber under the following chain of custody schemes:

- Forest Stewardship Council® (FSC®)
- Programme for the Endorsement of Forest Certification (PEFC)



The mark of  
responsible forestry



PEFC/01-31-237



**Hermpac**

---

## Natural Timber Design Solutions

### **Auckland**

110 Foundry Rd, Silverdale.  
Auckland 0932  
**p.** 09 421 9840

### **Wellington**

160 Gracefield Rd, Seaview.  
Lower Hutt 5010  
**p.** 04 586 9674

### **Christchurch**

27 Nga Mahi Road, Sockburn.  
Christchurch 8442  
**p.** 03 341 2163

---

[technical@hermpac.co.nz](mailto:technical@hermpac.co.nz)

[info@hermpac.co.nz](mailto:info@hermpac.co.nz)

[hermpac.co.nz](http://hermpac.co.nz)